



El Boletín Epidemiológico Semanal es el instrumento de difusión oficial que utiliza la MSP para dar a conocer la situación epidemiológica de los eventos sujetos a notificación obligatoria que se

Enfermedades/eventos de vigilancia individual

- *Cólera
- *Dengue Clásico\Hemorrágico\SSD
- * Difteria
- *Enfermedad Febril Eruptiva
- *Enfermedad Febril Respiratoria (ETI-IRAG)
- *Enfermedad Meningocócica
- *Exposición Rábica\Rabia Humana
- * Malaria
- *Meningitis todas las formas
- *Parálisis Flácida\Poliomielitis
- *Tétanos Neonatal
- *Tétanos otras edades
- *Tosferina
- *Sintomático respiratorio/Tuberculosis
- *Muerte Infantil
- *Muerte Materna

Volumen

Boletín semanal
51

Desde el (18/12/2011) al (24/12/2011)

Dirección

C\ Santo Tomas de Aquino # 1, esq. Correa y Cidrón, Zona Universitaria, Distrito Nacional, Rep. Dominicana

Teléfonos:

809-686-9140

809-686-7347

809- 686-5337

1-809-200-4091

Fax: 809-689-8395

Email: sespas1@claro.net.do

Web:www.sespasdigepi.gob.do

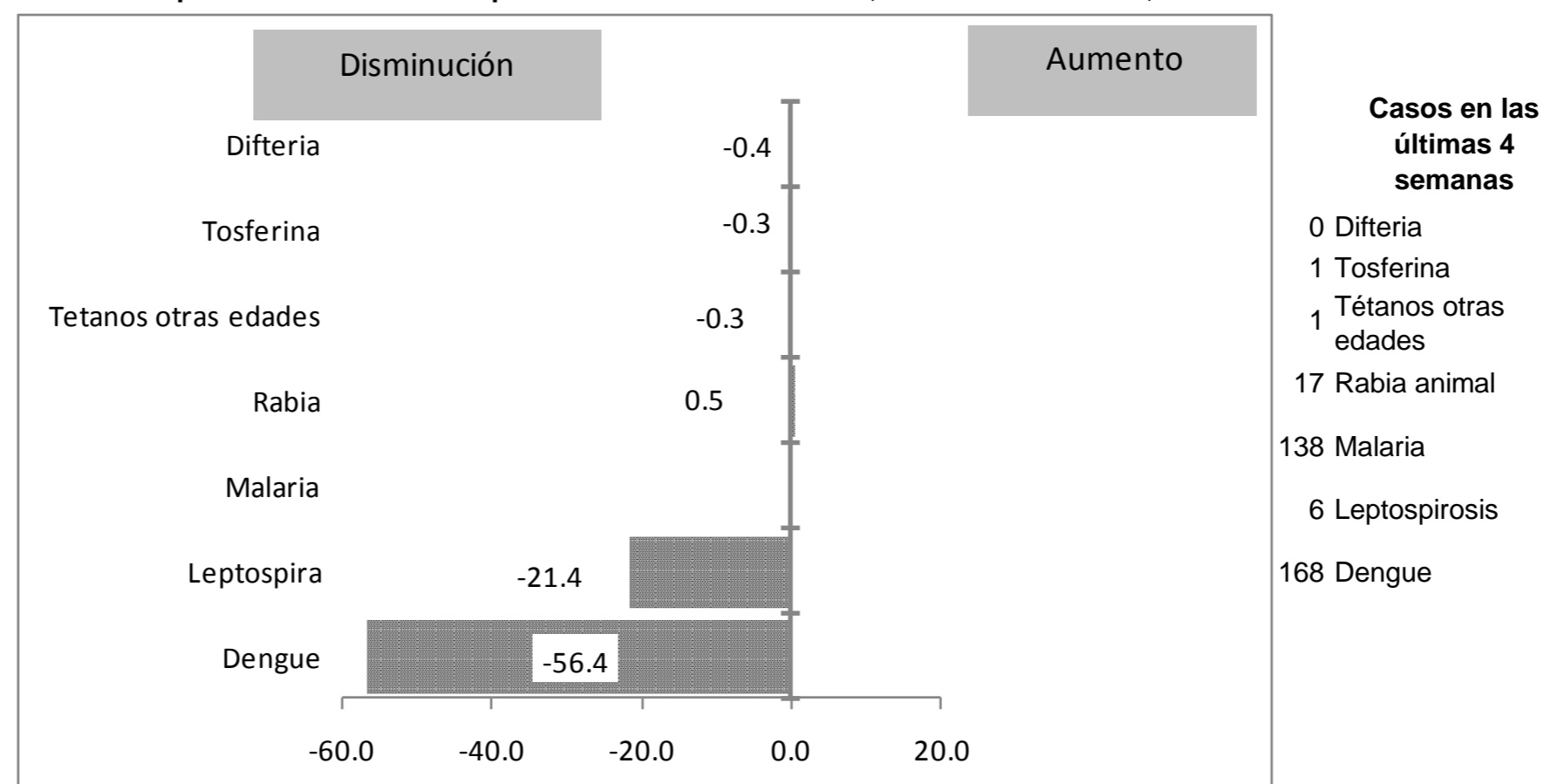
Contenido

- Enfermedades transmitidas por vectores
- Enfermedades transmitidas por contacto directo
- Enfermedades zoonóticas
- Enfermedades prevenibles por vacunas
- Influenza y otros virus respiratorios
- Mortalidad infantil y materna

Situación Nacional de los Enfermedades Bajo Vigilancia Especial

Para esta semana Malaria presenta tres provincias en alerta amarilla: Azua, Dajabón e Independencia . En las últimas 4 semanas hay circulación de rabia en el Distrito Nacional, Santo Domingo, San Cristóbal, Elías Piña, Puerto Plata, Duarte y La Romana. Los virus respiratorios que predominan como agente causal de gripe son: Parainfluenza, influenza B y Virus Sincitial Respiratorio. En general los demás eventos de notificación obligatoria se encuentran bajo control, comparando las últimas cuatro semanas en los últimos cinco años.

Grafico No. 1 Reporte de enfermedades seleccionadas de notificación obligatoria, República Dominicana. Comparación de 4 semanas previas con datos históricos, últimos cinco años, 24 de diciembre 2011



Alerta y Respuesta Rápida

Eventos de importancia nacional: No hubo novedad

Eventos de importancia internacional: No hubo novedad



República Dominicana
Vice ministerio de Salud Colectiva
Dirección General de Epidemiología
Sistema Nacional de Vigilancia Epidemiológica



Red programática: Enfermedades Transmitida por Vectores
Responsable: Centro Nacional de Control de Enfermedades Tropicales
Programas involucrados: Programa de Prevención y Control de Malaria, Dengue y otras Enfermedades Transmitidas por Vectores

Alerta de brote

| | |
|--|--|
| | Sin casos y/o evidencia de circulación |
| | Menos de 1 caso/1000 habitantes o circulación de agente demostrada en las últimas cuatro semanas |
| | 1 a 10 casos/1000 habitantes y circulación de agente |
| | Mas de 10 casos/1000 habitantes y circulación de agente |

Tendencia
 → Sin cambios ↑ Aumento ↓ Disminución

| PROVINCIA | DENGUE | | | | | | | | | | | | | | | | | | MALARIA | | | | | | | | | | | | | |
|---------------------------|---------------------------|----------|--------------|-------------|------------------------|------------|------------|------------|---------------------------------------|----------|-------------|------------|-----------------------|----------|-----------|----------|-----------------|-------------|-----------------|--------------------|-----------------------------|-----------|--------------|--------------|-----------------------|----------|-----------|-----------|-----------------|-------------|-----------------|--------------------|
| | Número de casos probables | | | | % de casos confirmados | | | | Número de casos de dengue hemorrágico | | | | Número de defunciones | | | | Tasa incidencia | | Var. % de tasas | Alerta y tendencia | Numero de casos confirmados | | | | Numero de defunciones | | | | Tasa incidencia | | Var. % de tasas | Alerta y tendencia |
| | SE 51 | | SE 1- 51 | | SE 41-45 | | SE 1- 51 | | SE 51 | | SE 1- 51 | | SE 51 | | SE 1- 51 | | SE 1- 51 | | | | SE 51 | | SE 1- 51 | | SE 1- 51 | | | | | | | |
| | 2010 | 2011 | 2010 | 2011 | 2010 | 2011 | 2010 | 2011 | 2010 | 2011 | 2010 | 2011 | 2010 | 2011 | 2010 | 2011 | 2010 | 2011 | 2010 | 2011 | 2010 | 2011 | 2010 | 2011 | 2010 | 2011 | 2010 | 2011 | 2011 | | | |
| 01 Distrito Nacional | 5 | 1 | 733 | 236 | 67% | 40% | 61% | 50% | 0 | 0 | 47 | 4 | 0 | 0 | 4 | 1 | 71.4 | 22.7 | -68% | ↑ | 0 | 0 | 41 | 5 | 0 | 0 | 0 | 0 | 3.8 | 0.5 | -88% | ↓ |
| 02 Azua | 0 | 0 | 286 | 49 | 57% | 0% | 72% | 23% | 0 | 0 | 9 | 2 | 0 | 0 | 0 | 0 | 128.0 | 21.7 | -83% | → | 8 | 6 | 181 | 131 | 0 | 0 | 4 | 0 | 76.2 | 54.6 | -28% | ↓ |
| 03 Baoruco | 1 | 0 | 60 | 3 | 0% | 0% | 70% | 33% | 0 | 0 | 4 | 0 | 0 | 0 | 0 | 0 | 56.5 | 2.8 | -95% | → | 1 | 0 | 11 | 41 | 0 | 0 | 0 | 0 | 9.8 | 35.9 | 268% | ↑ |
| 04 Barahona | 1 | 0 | 61 | 25 | 0% | 0% | 76% | 48% | 0 | 0 | 9 | 2 | 0 | 0 | 0 | 0 | 32.9 | 13.4 | -59% | ↑ | 1 | 0 | 12 | 16 | 0 | 0 | 0 | 1 | 6.1 | 8.1 | 32% | ↑ |
| 05 Dajabón | 0 | 0 | 120 | 6 | 100% | 0% | 55% | 67% | 0 | 0 | 9 | 0 | 0 | 0 | 0 | 0 | 194.2 | 9.6 | -95% | → | 26 | 4 | 633 | 277 | 0 | 0 | 2 | 2 | 964.0 | 419.3 | -57% | ↓ |
| 06 Duarte | 2 | 0 | 326 | 77 | 50% | 0% | 60% | 22% | 0 | 0 | 12 | 1 | 0 | 0 | 2 | 0 | 118.0 | 27.7 | -77% | → | 0 | 0 | 2 | 2 | 0 | 0 | 0 | 0 | 0.7 | 0.7 | -1% | ↓ |
| 07 Elías Piña | 0 | 0 | 10 | 0 | 0% | 0% | 50% | 0% | 0 | 0 | 1 | 0 | 0 | 0 | 0 | 0 | 15.0 | 0.0 | -100% | → | 3 | 1 | 64 | 50 | 0 | 0 | 0 | 0 | 90.5 | 70.1 | -23% | ↓ |
| 08 El Seibo | 0 | 0 | 163 | 11 | 29% | 0% | 58% | 30% | 0 | 0 | 9 | 1 | 0 | 0 | 0 | 0 | 166.6 | 11.1 | -93% | → | 0 | 0 | 30 | 9 | 0 | 0 | 0 | 0 | 28.9 | 8.6 | -70% | ↓ |
| 09 Espaillat | 5 | 0 | 578 | 69 | 57% | 0% | 60% | 37% | 0 | 0 | 29 | 1 | 0 | 0 | 1 | 0 | 264.1 | 31.3 | -88% | ↑ | 0 | 0 | 3 | 7 | 0 | 0 | 0 | 1 | 1.3 | 3.0 | 132% | ↑ |
| 10 Independencia | 0 | 0 | 30 | 4 | 0% | 0% | 50% | 50% | 0 | 0 | 0 | 1 | 0 | 0 | 0 | 0 | 58.9 | 7.7 | -87% | → | 1 | 2 | 12 | 131 | 0 | 0 | 0 | 2 | 22.2 | 238.4 | 976% | ↑ |
| 11 La Altagracia | 0 | 0 | 38 | 3 | 100% | 0% | 71% | 67% | 0 | 0 | 4 | 0 | 0 | 0 | 0 | 0 | 17.9 | 1.4 | -92% | → | 0 | 0 | 62 | 42 | 0 | 0 | 0 | 0 | 27.6 | 18.2 | -34% | ↓ |
| 12 La Romana | 1 | 0 | 234 | 18 | 57% | 0% | 67% | 18% | 0 | 0 | 31 | 0 | 0 | 0 | 0 | 0 | 103.0 | 7.8 | -92% | ↓ | 0 | 0 | 18 | 1 | 0 | 0 | 0 | 0 | 7.5 | 0.4 | -95% | ↓ |
| 13 La Vega | 4 | 0 | 657 | 195 | 55% | 30% | 64% | 53% | 1 | 0 | 69 | 3 | 0 | 0 | 3 | 0 | 165.7 | 48.7 | -71% | → | 0 | 0 | 11 | 4 | 0 | 0 | 0 | 0 | 2.6 | 0.9 | -64% | ↓ |
| 14 María Trinidad Sánchez | 1 | 0 | 139 | 38 | 0% | 0% | 54% | 61% | 0 | 0 | 6 | 1 | 0 | 0 | 0 | 0 | 106.3 | 28.9 | -73% | → | 0 | 0 | 0 | 0 | 0 | 0 | 0 | 0 | 0.0 | 0.0 | ** | → |
| 15 Monte Cristi | 0 | 0 | 344 | 52 | 0% | 0% | 57% | 28% | 0 | 0 | 31 | 2 | 0 | 0 | 1 | 0 | 308.4 | 46.2 | -85% | ↑ | 0 | 0 | 111 | 49 | 0 | 0 | 2 | 0 | 93.7 | 41.0 | -56% | ↓ |
| 16 Pedernales | 1 | 0 | 18 | 6 | 100% | 0% | 76% | 67% | 0 | 0 | 3 | 0 | 0 | 0 | 0 | 0 | 76.5 | 25.1 | -67% | → | 2 | 0 | 18 | 12 | 0 | 0 | 1 | 0 | 72.0 | 47.3 | -34% | ↑ |
| 17 Peravia | 3 | 0 | 398 | 62 | 76% | 33% | 84% | 57% | 2 | 0 | 95 | 11 | 1 | 0 | 5 | 0 | 213.2 | 32.7 | -85% | → | 0 | 0 | 9 | 0 | 0 | 0 | 0 | 0 | 4.5 | 0.0 | -100% | ↓ |
| 18 Puerto Plata | 6 | 0 | 483 | 105 | 73% | 0% | 53% | 47% | 0 | 0 | 18 | 2 | 0 | 0 | 2 | 0 | 159.8 | 34.5 | -78% | ↑ | 0 | 0 | 9 | 1 | 0 | 0 | 0 | 0 | 2.8 | 0.3 | -89% | ↓ |
| 19 Hermanas Mirabal | 1 | 0 | 430 | 138 | 67% | 50% | 70% | 16% | 0 | 0 | 16 | 0 | 0 | 0 | 1 | 0 | 451.1 | 144.5 | -68% | ↑ | 0 | 0 | 3 | 0 | 0 | 0 | 0 | 0 | 3.0 | 0.0 | -100% | ↓ |
| 20 Samaná | 0 | 0 | 45 | 8 | 0% | 0% | 59% | 14% | 0 | 0 | 1 | 0 | 0 | 0 | 0 | 0 | 49.3 | 8.7 | -82% | → | 0 | 0 | 0 | 4 | 0 | 0 | 0 | 0 | 0.0 | 4.1 | ** | → |
| 21 San Cristóbal | 4 | 0 | 680 | 126 | 79% | 100% | 71% | 43% | 0 | 0 | 65 | 8 | 0 | 0 | 3 | 0 | 111.6 | 20.3 | -82% | → | 1 | 0 | 50 | 6 | 0 | 0 | 0 | 0 | 7.7 | 0.9 | -88% | ↓ |
| 22 San Juan | 1 | 0 | 151 | 17 | 0% | 0% | 44% | 19% | 0 | 0 | 4 | 0 | 0 | 0 | 0 | 0 | 66.7 | 7.5 | -89% | → | 0 | 1 | 162 | 29 | 0 | 0 | 2 | 0 | 67.3 | 12.1 | -82% | ↓ |
| 23 San Pedro de Macorís | 0 | 0 | 125 | 96 | 100% | 57% | 54% | 45% | 0 | 0 | 16 | 3 | 0 | 0 | 0 | 0 | 40.2 | 30.4 | -24% | → | 0 | 0 | 22 | 2 | 0 | 0 | 0 | 0 | 6.7 | 0.6 | -91% | ↓ |
| 24 Sánchez Ramírez | 0 | 0 | 159 | 20 | 100% | 0% | 81% | 47% | 0 | 0 | 29 | 1 | 0 | 0 | 1 | 0 | 110.2 | 13.8 | -87% | → | 0 | 0 | 0 | 1 | 0 | 0 | 1 | 0 | 0.0 | 0.7 | ** | → |
| 25 Santiago | 7 | 0 | 2481 | 284 | 80% | 46% | 78% | 37% | 1 | 0 | 274 | 13 | 0 | 0 | 16 | 0 | 256.9 | 29.0 | -89% | → | 2 | 0 | 32 | 28 | 0 | 0 | 1 | 0 | 3.1 | 2.7 | -14% | ↑ |
| 26 Santiago. Rodríguez | 0 | 0 | 28 | 4 | 100% | 0% | 79% | 75% | 0 | 0 | 5 | 0 | 0 | 0 | 1 | 0 | 55.3 | 7.9 | -86% | ↓ | 0 | 0 | 6 | 4 | 0 | 0 | 0 | 0 | 11.2 | 7.5 | -33% | ↓ |
| 27 Valverde | 0 | 0 | 259 | 53 | 50% | 0% | 63% | 54% | 0 | 0 | 30 | 1 | 0 | 0 | 3 | 0 | 147.5 | 29.8 | -80% | → | 3 | 3 | 211 | 108 | 0 | 0 | 1 | 2 | 113.1 | 57.1 | -49% | ↓ |
| 28 Monseñor Nouel | 0 | 0 | 452 | 71 | 100% | 0% | 74% | 49% | 0 | 0 | 44 | 3 | 0 | 0 | 4 | 0 | 251.8 | 39.0 | -84% | ↑ | 0 | 0 | 0 | 0 | 0 | 0 | 0 | 0 | 0.0 | 0.0 | ** | → |
| 29 Monte Plata | 0 | 0 | 219 | 18 | 0% | 0% | 82% | 12% | 0 | 0 | 25 | 0 | 0 | 0 | 0 | 0 | 112.8 | 9.2 | -92% | → | 0 | 0 | 0 | 1 | 0 | 0 | 0 | 0 | 0.0 | 0.5 | ** | → |
| 30 Hato Mayor | 0 | 0 | 107 | 16 | 0% | 0% | 58% | 20% | 0 | 0 | 2 | 2 | 0 | 0 | 0 | 0 | 127.7 | 19.0 | -85% | → | 0 | 0 | 6 | 1 | 0 | 0 | 0 | 0 | 6.7 | 1.1 | -83% | ↓ |
| 31 San José de Ocoa | 0 | 0 | 143 | 18 | 0% | 100% | 82% | 14% | 0 | 0 | 19 | 1 | 0 | 0 | 0 | 0 | 223.9 | 28.2 | -87% | → | 0 | 0 | 0 | 0 | 0 | 0 | 0 | 0 | 0.0 | 0.0 | ** | → |
| 32 Santo Domingo | 10 | 4 | 2127 | 405 | 56% | 55% | 64% | 41% | 0 | 0 | 190 | 38 | 0 | 0 | 2 | 1 | 104.8 | 19.6 | -81% | → | 2 | 0 | 246 | 61 | 0 | 0 | 1 | 2 | 11.4 | 2.8 | -76% | ↓ |
| Extranjera | | | | | | | | | | | | | | | | | | | ** | | 6 | 7 | 461 | 555 | 0 | 0 | 0 | 0 | | | ** | |
| TOTAL PAÍS | 53 | 5 | 12084 | 2233 | 67% | 43% | 68% | 41% | 4 | 0 | 1106 | 101 | 1 | 0 | 49 | 2 | 124.7 | 22.7 | -82% | | 56 | 24 | 2,426 | 1,578 | 0 | 0 | 15 | 10 | 25.0 | 16.1 | -36% | ↓ |

| Casos de enf. febriles hemorrágicas | | | |
|-------------------------------------|------|------|------|
| Enfermedad | 2009 | 2010 | 2011 |
| Dengue hemorrágico | 995 | 1110 | 101 |
| Fiebre amarilla | 0 | 0 | 0 |
| Fiebre de Nilo de Oeste | 0 | 0 | 0 |

(**) No casos año previo

Dengue: en esta semana se notificaron 52 casos todos clásicos, solo 5 pertenecen a esta semana. En lo que va de año se han reportado 2233 casos de dengue incluyendo 101 hemorrágicos y 2 defunciones. Desde la semana 24 continúa en aumento la positividad de los casos confirmados con relación al comportamiento de principio de año. Las Provincias que en las últimas cuatro semanas tienen circulación activa son: Puerto Plata, San Cristóbal, Santo Domingo, San Pedro de Macorís, La Vega, Distrito Nacional, y Monseñor Nouel.

Malaria: en esta semana fueron reportados 24 casos nuevos que pertenecen a seis provincias, de las cuales, tres se encuentran en alerta verde y tres (Azua, Dajabón e Independencia) en alerta amarilla por presentar entre uno y diez casos por cada mil habitantes. 7 casos fueron importados desde Haití. El total de casos acumulados detectados durante el presente año es de 1,578, cifra que representa una disminución del 36% con relación al mismo período del año pasado.

Sistema Nacional de Vigilancia Epidemiológica

| PROVINCIA | Meningitis (todas las formas) | | | | | Meningitis bacterianas | | | | | | | | Enfermedad Meningocócica | | | | | | | | | | | | | |
|---------------------------|-------------------------------|------------|---------------------------------|-------------|-----------------|---------------------------|----------|------------|------------|-----------------|------------|-----------------|-----------------------|--------------------------|-----------|-----------|---------------------------|----------|-----------|-----------|-----------------|------------|-----------------|-----------------------|----------|-----------|----------|
| | Episodios | | Tasas de incidencia x10.000 hab | | Var. % de tasas | Numero de casos probables | | | | Tasa incidencia | | Var. % de tasas | Numero de defunciones | | | | Numero de casos probables | | | | Tasa incidencia | | Var. % de tasas | Numero de defunciones | | | |
| | SE 1- 51 | | SE 1- 51 | | | SE 51 | | SE 1- 51 | | SE 1- 51 | | | SE 51 | | SE 1- 51 | | SE 51 | | SE 1- 51 | | SE 1- 51 | | | SE 51 | | SE 1- 51 | |
| | 2010 | 2011 | 2010 | 2011 | 2010 | 2011 | 2010 | 2011 | 2010 | 2011 | 2010 | 2011 | 2010 | 2011 | 2010 | 2011 | 2010 | 2011 | 2010 | 2011 | 2010 | 2011 | 2010 | 2011 | 2010 | 2011 | |
| 01 Distrito Nacional | 349 | 435 | 3.09 | 3.78 | 22% | 0 | 0 | 14 | 17 | 1.3 | 1.5 | 20% | 0 | 0 | 2 | 1 | 0 | 0 | 1 | 2 | 0.1 | 0.2 | 97% | 0 | 0 | 0 | 0 |
| 02 Azua | 10 | 10 | 0.41 | 0.41 | 0% | 0 | 0 | 1 | 4 | 0.4 | 1.7 | 296% | 0 | 0 | 0 | 1 | 0 | 0 | 1 | 0 | 0.4 | 0.0 | -100% | 0 | 0 | 1 | 0 |
| 03 Baoruco | 4 | 14 | 0.35 | 1.22 | 250% | 0 | 0 | 2 | 0 | 1.8 | 0.0 | -100% | 0 | 0 | 0 | 0 | 0 | 0 | 0 | 0.0 | 0.0 | ** | 0 | 0 | 0 | 0 | |
| 04 Barahona | 14 | 5 | 0.70 | 0.25 | -64% | 0 | 0 | 3 | 3 | 1.5 | 1.5 | -1% | 0 | 0 | 1 | 0 | 0 | 0 | 0 | 0.0 | 0.0 | ** | 0 | 0 | 0 | 0 | |
| 05 Dajabón | 2 | 1 | 0.30 | 0.15 | -50% | 0 | 0 | 1 | 2 | 1.5 | 3.0 | 99% | 0 | 0 | 1 | 1 | 0 | 0 | 0 | 0.0 | 0.0 | ** | 0 | 0 | 0 | 0 | |
| 06 Duarte | 8 | 9 | 0.27 | 0.30 | 13% | 0 | 0 | 1 | 0 | 0.3 | 0.0 | -100% | 0 | 0 | 1 | 0 | 0 | 0 | 4 | 0 | 1.4 | 0.0 | -100% | 0 | 0 | 3 | 0 |
| 07 Elías Piña | 1 | 3 | 0.14 | 0.42 | 200% | 0 | 0 | 0 | 1 | 0.0 | 1.4 | ** | 0 | 0 | 0 | 0 | 0 | 0 | 0 | 0.0 | 0.0 | ** | 0 | 0 | 0 | 0 | |
| 08 El Seibo | 1 | 5 | 0.09 | 0.47 | 400% | 0 | 0 | 1 | 0 | 1.0 | 0.0 | -100% | 0 | 0 | 0 | 0 | 0 | 0 | 0 | 0.0 | 0.0 | ** | 0 | 0 | 0 | 0 | |
| 09 Espaillat | 24 | 1 | 1.01 | 0.04 | -96% | 0 | 0 | 6 | 2 | 2.6 | 0.9 | -67% | 0 | 0 | 2 | 2 | 0 | 0 | 0 | 0.0 | 0.0 | ** | 0 | 0 | 0 | 0 | |
| 10 Independencia | 7 | 5 | 1.27 | 0.91 | -29% | 0 | 0 | 0 | 1 | 0.0 | 1.8 | ** | 0 | 0 | 0 | 0 | 0 | 0 | 0 | 0.0 | 0.0 | ** | 0 | 0 | 0 | 0 | |
| 11 La Altagracia | 9 | 0 | 0.39 | 0 | -100% | 1 | 0 | 2 | 2 | 0.9 | 0.9 | -2% | 0 | 0 | 0 | 0 | 0 | 0 | 0 | 0.0 | 0.0 | ** | 0 | 0 | 0 | 0 | |
| 12 La Romana | 13 | 16 | 0.53 | 0.65 | 23% | 0 | 0 | 2 | 1 | 0.8 | 0.4 | -51% | 0 | 0 | 0 | 0 | 0 | 1 | 0 | 0.4 | 0.0 | -100% | 0 | 0 | 0 | 0 | |
| 13 La Vega | 15 | 15 | 0.35 | 0.35 | 0% | 0 | 0 | 2 | 1 | 0.5 | 0.2 | -50% | 0 | 0 | 0 | 0 | 0 | 1 | 1 | 0.3 | 0.2 | -1% | 0 | 0 | 1 | 0 | |
| 14 María Trinidad Sánchez | 1 | 2 | 0.07 | 0.14 | 100% | 0 | 0 | 0 | 0 | 0.0 | 0.0 | ** | 0 | 0 | 0 | 0 | 0 | 0 | 0 | 0.0 | 0.0 | ** | 0 | 0 | 0 | 0 | |
| 15 Monte Cristi | 0 | 0 | 0.00 | 0.00 | ** | 1 | 0 | 2 | 1 | 1.7 | 0.8 | -50% | 0 | 0 | 0 | 0 | 0 | 0 | 0 | 0.0 | 0.0 | ** | 0 | 0 | 0 | 0 | |
| 16 Pedernales | 2 | 7 | 0.78 | 2.75 | 250% | 0 | 0 | 0 | 1 | 0.0 | 3.9 | ** | 0 | 0 | 0 | 0 | 0 | 0 | 0 | 0.0 | 0.0 | ** | 0 | 0 | 0 | 0 | |
| 17 Peravia | 1 | 7 | 0.05 | 0.35 | 600% | 0 | 0 | 2 | 3 | 1.0 | 1.5 | 48% | 0 | 0 | 1 | 0 | 0 | 0 | 1 | 0.5 | 0.0 | -100% | 0 | 0 | 1 | 0 | |
| 18 Puerto Plata | 5 | 5 | 0.15 | 0.15 | 0% | 0 | 0 | 0 | 2 | 0.0 | 0.6 | ** | 0 | 0 | 0 | 0 | 0 | 0 | 1 | 0.0 | 0.3 | ** | 0 | 0 | 0 | 1 | |
| 19 Hermanas Mirabal | 5 | 0 | 0.48 | 0 | -100% | 0 | 0 | 0 | 0 | 0.0 | 0.0 | ** | 0 | 0 | 0 | 0 | 0 | 0 | 0 | 0.0 | 0.0 | ** | 0 | 0 | 0 | 0 | |
| 20 Samaná | 1 | 2 | 0.10 | 0.20 | 100% | 0 | 0 | 1 | 2 | 1.0 | 2.0 | 98% | 0 | 0 | 0 | 0 | 0 | 0 | 0 | 0.0 | 0.0 | ** | 0 | 0 | 0 | 0 | |
| 21 San Cristóbal | 23 | 24 | 0.35 | 0.36 | 4% | 0 | 0 | 5 | 11 | 0.8 | 1.7 | 116% | 0 | 0 | 1 | 1 | 0 | 0 | 1 | 2 | 0.2 | 0.3 | 96% | 0 | 0 | 1 | 1 |
| 22 San Juan | 6 | 9 | 0.24 | 0.37 | 50% | 0 | 0 | 0 | 0 | 0.0 | 0.0 | ** | 0 | 0 | 0 | 0 | 0 | 2 | 0 | 0.9 | 0.0 | -100% | 0 | 0 | 2 | 0 | |
| 23 San Pedro de Macorís | 9 | 1 | 0.27 | 0.03 | -89% | 0 | 0 | 1 | 4 | 0.3 | 1.2 | 294% | 0 | 0 | 0 | 0 | 0 | 0 | 0 | 0.0 | 0.0 | ** | 0 | 0 | 0 | 0 | |
| 24 Sánchez Ramírez | 1 | 4 | 0.06 | 0.26 | 300% | 0 | 0 | 2 | 2 | 1.3 | 1.3 | 0% | 0 | 0 | 0 | 0 | 0 | 0 | 1 | 0.0 | 0.7 | ** | 0 | 0 | 0 | 1 | |
| 25 Santiago | 139 | 60 | 1.31 | 0.57 | -56% | 0 | 0 | 22 | 15 | 2.1 | 1.4 | -33% | 0 | 0 | 6 | 1 | 0 | 0 | 4 | 4 | 0.4 | 0.4 | -1% | 0 | 0 | 0 | 1 |
| 26 Santiago. Rodríguez | 0 | 0 | 0.00 | 0.00 | ** | 0 | 0 | 0 | 0 | 0.0 | 0.0 | ** | 0 | 0 | 0 | 0 | 0 | 0 | 0 | 0.0 | 0.0 | ** | 0 | 0 | 0 | 0 | |
| 27 Valverde | 0 | 1 | 0 | 0.05 | ** | 0 | 0 | 3 | 0 | 1.6 | 0.0 | -100% | 0 | 0 | 1 | 0 | 0 | 0 | 0 | 0.0 | 0.0 | ** | 0 | 0 | 0 | 0 | |
| 28 Monseñor Nouel | 2 | 4 | 0.05 | 0.21 | 300% | 0 | 0 | 1 | 2 | 0.5 | 1.0 | 97% | 0 | 0 | 1 | 0 | 0 | 0 | 0 | 0.0 | 0.0 | ** | 0 | 0 | 0 | 0 | |
| 29 Monte Plata | 8 | 6 | 0.38 | 0.29 | -25% | 1 | 0 | 3 | 6 | 1.5 | 2.9 | 98% | 0 | 0 | 0 | 1 | 0 | 0 | 1 | 0 | 0.5 | 0.0 | -100% | 0 | 0 | 1 | 0 |
| 30 Hato Mayor | 10 | 1 | 1.10 | 0.11 | -90% | 0 | 0 | 0 | 1 | 0.0 | 1.1 | ** | 0 | 0 | 0 | 0 | 0 | 0 | 0 | 0.0 | 0.0 | ** | 0 | 0 | 0 | 0 | |
| 31 San Jose de Ocoa | 5 | 1 | 0.72 | 0.14 | -80% | 0 | 0 | 1 | 1 | 1.5 | 1.5 | 0% | 0 | 0 | 0 | 0 | 0 | 0 | 0 | 0.0 | 0.0 | ** | 0 | 0 | 0 | 0 | |
| 32 Santo Domingo | 100 | 58 | 0.45 | 0.26 | -41% | 0 | 0 | 37 | 38 | 1.7 | 1.7 | 1% | 0 | 0 | 5 | 4 | 0 | 0 | 11 | 6 | 0.5 | 0.3 | -46% | 0 | 0 | 5 | 4 |
| Extranjera | 0 | 0 | 0.00 | 0.00 | ** | 0 | 0 | 1 | 1 | | | ** | 0 | 0 | 0 | 1 | 0 | 0 | 0 | | | ** | 0 | 0 | 0 | 0 | |
| TOTAL PAÍS | 775 | 711 | 0.77 | 0.70 | -9% | 3 | 0 | 116 | 124 | 1.2 | 1.3 | 6% | 0 | 0 | 22 | 13 | 0 | 0 | 28 | 17 | 0.3 | 0.2 | -40% | 0 | 0 | 15 | 8 |

Meningitis Bacteriana: en la semana no se notificaron casos probables. En las meningitis en todas sus formas, las provincias que tuvieron incremento significativo comparado con el pasado año para este mismo periodo fueron: Peravia (600%), El Seybo (400%), Sánchez Ramírez (300%), Bahoruco (250%), Pedernales (250%), Elías Piñas (200%), María Trinidad Sánchez, Sánchez Ramirez, Bonao, Samaná (100 %) y San Juan de la Maguana (50%)

Enfermedad Meningocócica: no se notificaron casos nuevos en la semana

(**) No casos año previo



República Dominicana
Vice ministerio de Salud Colectiva



Dirección General de Epidemiología
Sistema Nacional de Vigilancia Epidemiológica

| PROVINCIA | Rabia | | | | | | | | | | | | | Leptospirosis | | | | | | | | | | | | | | | | | | | | | |
|---------------------------|------------------------------|----------|------------|------------|-----------------|------------|-----------------|-------------------------|--|------------|--------------|--------------|-----------------|------------------------------|----------|----------|----------|-----------------------------|----------|-------------|------------|---------------------------|----------|------------|------------|-----------------|-------------------------|-----------------------|----------|-----------|-----------|------|------|------|------|
| | Número de casos rabia animal | | | | Tasa incidencia | | Var. % de tasas | Alerta y tendencia 2011 | Número de personas agredidas por animales* | | | | Var. % de casos | Número de casos rabia humana | | | | Número de casos sospechosos | | | | Número de casos probables | | | | Var. % de casos | Alerta y tendencia 2011 | Número de defunciones | | | | | | | |
| | SE 51 | | SE 1-51 | | SE 1-51 | | | | SE 51 | | SE 1-51 | | | SE 51 | | SE 1-51 | | SE 51 | | SE 1-51 | | SE 51 | | SE 1-51 | | | | SE 51 | | SE 1-51 | | | | | |
| | 2010 | 2011 | 2010 | 2011 | 2010 | 2011 | 2010 | 2011 | 2010 | 2011 | 2010 | 2011 | 2010 | 2011 | 2010 | 2011 | 2010 | 2011 | 2010 | 2011 | 2010 | 2011 | 2010 | 2011 | 2010 | 2011 | 2010 | 2011 | 2010 | 2011 | 2010 | 2011 | 2010 | 2011 | 2010 |
| 01 Distrito Nacional | 1 | 0 | 29 | 12 | 0.8 | 0.3 | -59% | → | 212 | 206 | 13747 | 11079 | -19% | 0 | 0 | 0 | 0 | 0 | 0 | 119 | 104 | 0 | 0 | 29 | 13 | -123% | → | 0 | 0 | 4 | 2 | | | | |
| 02 Azua | 0 | 0 | 0 | 0 | 0.0 | 0.0 | ** | → | 7 | 0 | 538 | 326 | -39% | 0 | 0 | 0 | 0 | 0 | 0 | 25 | 14 | 0 | 0 | 4 | 2 | -100% | → | 0 | 0 | 0 | 0 | | | | |
| 03 Baoruco | 0 | 0 | 0 | 0 | 0.0 | 0.0 | ** | → | 3 | 0 | 187 | 278 | 49% | 0 | 0 | 0 | 0 | 0 | 0 | 1 | 1 | 0 | 0 | 0 | 0 | ** | → | 0 | 0 | 0 | 0 | | | | |
| 04 Barahona | 0 | 0 | 0 | 0 | 0.0 | 0.0 | ** | → | 11 | 0 | 521 | 474 | -9% | 0 | 0 | 0 | 0 | 0 | 0 | 10 | 19 | 0 | 0 | 2 | 2 | 0% | → | 0 | 0 | 0 | 0 | | | | |
| 05 Dajabón | 0 | 0 | 7 | 6 | 3.1 | 2.6 | -15% | → | 0 | 0 | 104 | 51 | -51% | 0 | 0 | 0 | 0 | 0 | 0 | 8 | 4 | 0 | 0 | 2 | 0 | ** | → | 0 | 0 | 0 | 0 | | | | |
| 06 Duarte | 0 | 0 | 0 | 2 | 0.0 | 0.2 | ** | → | 5 | 1 | 230 | 228 | -1% | 0 | 0 | 0 | 0 | 2 | 0 | 114 | 64 | 0 | 0 | 14 | 11 | -27% | → | 0 | 0 | 1 | 1 | | | | |
| 07 Elías Piña | 0 | 0 | 2 | 4 | 0.8 | 1.6 | 98% | → | 4 | 0 | 84 | 92 | 10% | 0 | 0 | 0 | 0 | 0 | 0 | 5 | 2 | 0 | 0 | 1 | 0 | ** | → | 0 | 0 | 0 | 0 | | | | |
| 08 El Seibo | 0 | 0 | 0 | 0 | 0.0 | 0.0 | ** | → | 7 | 2 | 301 | 273 | -9% | 0 | 0 | 0 | 0 | 0 | 0 | 21 | 4 | 0 | 0 | 5 | 1 | -400% | → | 0 | 0 | 1 | 0 | | | | |
| 09 Espaillat | 0 | 0 | 2 | 1 | 0.2 | 0.1 | -50% | → | 1 | 2 | 178 | 169 | -5% | 0 | 0 | 0 | 0 | 3 | 0 | 113 | 33 | 1 | 0 | 19 | 7 | -171% | → | 0 | 0 | 1 | 3 | | | | |
| 10 Independencia | 0 | 0 | 0 | 0 | 0.0 | 0.0 | ** | → | 3 | 2 | 297 | 242 | -19% | 0 | 0 | 0 | 0 | 0 | 0 | 1 | 3 | 0 | 0 | 0 | 0 | ** | → | 0 | 0 | 0 | 0 | | | | |
| 11 La Altagracia | 0 | 0 | 0 | 0 | 0.0 | 0.0 | ** | → | 1 | 0 | 176 | 156 | -11% | 0 | 0 | 0 | 0 | 0 | 0 | 7 | 11 | 0 | 0 | 4 | 3 | -33% | → | 0 | 0 | 1 | 0 | | | | |
| 12 La Romana | 0 | 0 | 3 | 4 | 0.4 | 0.5 | 32% | → | 14 | 0 | 590 | 494 | -16% | 0 | 0 | 0 | 0 | 0 | 0 | 3 | 10 | 0 | 0 | 3 | 3 | 0% | → | 0 | 0 | 1 | 0 | | | | |
| 13 La Vega | 0 | 0 | 1 | 0 | 0.1 | 0.0 | -100% | → | 11 | 3 | 1073 | 665 | -38% | 0 | 0 | 0 | 0 | 4 | 0 | 87 | 47 | 1 | 0 | 20 | 11 | -82% | → | 0 | 0 | 0 | 1 | | | | |
| 14 María Trinidad Sánchez | 0 | 0 | 1 | 2 | 0.2 | 0.4 | 99% | → | 4 | 0 | 206 | 190 | -8% | 0 | 0 | 0 | 0 | 1 | 0 | 27 | 15 | 0 | 0 | 4 | 0 | ** | → | 0 | 0 | 0 | 0 | | | | |
| 15 Monte Cristi | 0 | 0 | 0 | 0 | 0.0 | 0.0 | ** | → | 2 | 6 | 392 | 359 | -8% | 0 | 0 | 0 | 0 | 0 | 0 | 22 | 18 | 0 | 0 | 7 | 2 | -250% | → | 0 | 0 | 0 | 2 | | | | |
| 16 Pedernales | 0 | 0 | 0 | 0 | 0.0 | 0.0 | ** | → | 3 | 0 | 88 | 70 | -20% | 0 | 0 | 0 | 0 | 0 | 0 | 0 | 1 | 0 | 0 | 0 | 0 | ** | → | 0 | 0 | 0 | 0 | | | | |
| 17 Peravia | 0 | 0 | 8 | 1 | 1.2 | 0.1 | -88% | → | 6 | 9 | 830 | 681 | -18% | 0 | 0 | 0 | 0 | 1 | 0 | 9 | 6 | 0 | 0 | 1 | 1 | 0% | → | 0 | 0 | 0 | 0 | | | | |
| 18 Puerto Plata | 0 | 0 | 0 | 12 | 0.0 | 1.1 | ** | → | 15 | 0 | 416 | 1006 | 142% | 0 | 0 | 0 | 0 | 2 | 0 | 90 | 35 | 0 | 0 | 26 | 7 | -271% | → | 0 | 0 | 3 | 0 | | | | |
| 19 Hermanas Mirabal | 0 | 0 | 1 | 3 | 0.3 | 0.9 | 199% | → | 5 | 1 | 202 | 253 | 25% | 0 | 0 | 0 | 0 | 1 | 0 | 53 | 58 | 0 | 0 | 13 | 5 | -160% | → | 0 | 0 | 1 | 0 | | | | |
| 20 Samaná | 0 | 1 | 0 | 3 | 0.0 | 0.9 | ** | ↑ | 1 | 1 | 129 | 104 | -19% | 0 | 0 | 0 | 0 | 0 | 0 | 5 | 1 | 0 | 0 | 2 | 0 | ** | → | 0 | 0 | 0 | 0 | | | | |
| 21 San Cristóbal | 0 | 0 | 11 | 17 | 0.5 | 0.7 | 52% | → | 32 | 2 | 2807 | 2109 | -25% | 0 | 0 | 0 | 0 | 0 | 0 | 17 | 30 | 0 | 0 | 4 | 6 | 33% | → | 0 | 0 | 1 | 2 | | | | |
| 22 San Juan | 0 | 0 | 1 | 0 | 0.1 | 0.0 | -100% | → | 9 | 4 | 394 | 471 | 20% | 0 | 0 | 0 | 0 | 0 | 0 | 20 | 7 | 0 | 0 | 3 | 2 | -50% | → | 0 | 0 | 1 | 0 | | | | |
| 23 San Pedro de Macorís | 0 | 0 | 4 | 7 | 0.4 | 0.6 | 73% | → | 33 | 4 | 2078 | 1885 | -9% | 0 | 0 | 0 | 0 | 0 | 0 | 25 | 34 | 0 | 0 | 5 | 3 | -67% | → | 0 | 0 | 0 | 0 | | | | |
| 24 Sánchez Ramírez | 0 | 0 | 0 | 0 | 0.0 | 0.0 | ** | → | 8 | 1 | 307 | 279 | -9% | 0 | 0 | 0 | 0 | 0 | 0 | 21 | 9 | 0 | 0 | 4 | 3 | -33% | → | 0 | 0 | 1 | 0 | | | | |
| 25 Santiago | 0 | 0 | 4 | 2 | 0.1 | 0.1 | -51% | → | 34 | 8 | 2580 | 2217 | -14% | 0 | 0 | 0 | 0 | 1 | 0 | 161 | 89 | 1 | 0 | 24 | 23 | -4% | → | 0 | 0 | 4 | 3 | | | | |
| 26 Santiago Rodríguez | 0 | 0 | 1 | 0 | 0.5 | 0.0 | -100% | → | 2 | 0 | 5 | 29 | 480% | 0 | 0 | 0 | 0 | 0 | 0 | 1 | 1 | 0 | 0 | 1 | 1 | 0% | → | 0 | 0 | 0 | 0 | | | | |
| 27 Valverde | 0 | 0 | 6 | 1 | 0.9 | 0.2 | -84% | → | 1 | 1 | 151 | 148 | -2% | 0 | 0 | 0 | 0 | 0 | 0 | 24 | 11 | 0 | 0 | 6 | 1 | -500% | → | 0 | 0 | 1 | 1 | | | | |
| 28 Monseñor Nouel | 0 | 0 | 0 | 0 | 0.0 | 0.0 | ** | → | 4 | 2 | 262 | 199 | -24% | 0 | 0 | 0 | 0 | 0 | 0 | 13 | 16 | 0 | 0 | 4 | 3 | -33% | → | 0 | 0 | 0 | 0 | | | | |
| 29 Monte Plata | 0 | 0 | 6 | 2 | 0.8 | 0.3 | -67% | → | 7 | 0 | 627 | 541 | -14% | 0 | 0 | 0 | 0 | 0 | 0 | 20 | 20 | 0 | 0 | 10 | 5 | -100% | → | 0 | 0 | 1 | 0 | | | | |
| 30 Hato Mayor | 0 | 0 | 1 | 0 | 0.3 | 0.0 | -100% | → | 3 | 0 | 238 | 414 | 74% | 0 | 0 | 0 | 0 | 0 | 0 | 15 | 11 | 0 | 0 | 2 | 3 | 33% | → | 0 | 0 | 0 | 0 | | | | |
| 31 San José de Ocoa | 0 | 0 | 1 | 3 | 0.4 | 1.3 | 200% | → | 5 | 1 | 232 | 232 | 0% | 0 | 0 | 0 | 0 | 0 | 0 | 7 | 6 | 0 | 0 | 3 | 1 | -200% | → | 0 | 0 | 1 | 1 | | | | |
| 32 Santo Domingo | 0 | 2 | 80 | 43 | 1.1 | 0.6 | -47% | ↑ | 22 | 5 | 2998 | 1829 | -39% | 0 | 0 | 3 | 0 | 2 | 3 | 241 | 202 | 0 | 0 | 59 | 36 | -64% | → | 0 | 0 | 8 | 5 | | | | |
| Extranjera | | | | | | | ** | | | | | | ** | | | | | | | | | | | | | ** | | | | | | | | | |
| TOTAL PAIS | 1 | 3 | 169 | 125 | 0.4 | 0.3 | -27% | | 475 | 261 | 32968 | 27543 | -16% | 0 | 0 | 3 | 0 | 17 | 3 | 1285 | 887 | 3 | 0 | 281 | 155 | -81% | | 0 | 0 | 31 | 21 | | | | |

Alerta de brote

| | |
|--|--|
| | Sin casos y/o evidencia de circulación |
| | Menos de 1 caso/1000 habitantes o circulación de agente demostrada en las últimas cuatro semanas |
| | 1 a 10 casos/1000 habitantes y circulación de agente |
| | Mas de 10 casos/1000 habitantes y circulación de agente |

Tendencia

→ Sin cambios ↑ Aumento ↓ Disminución

Rabia: en esta semana se reportaron (4) casos sospechosos (3) de ellos positivos a rabia animal, (2) caninos y (1) felino procedentes de los Municipios Santo Domingo Este/Barrios El Almirante y Los Mina y Municipio Las Terrenas/Samaná. Se mantiene la confirmación de circulación del virus en 22 provincias. A la fecha el sistema ha captado 125 casos de rabia animal.

Leptospirosis: durante esta semana se notificaron 15 casos sospechosos, tres (3) corresponde por fecha de inicio de síntomas a la semana 51. Las provincias con transmisión activa en las últimas cuatro semanas son: Duarte, Espaillat, La Vega, La Altagracia, Peravia, San Cristóbal, Santiago y Valverde Mao. De los casos acumulados de las últimas cuatro semanas, los serovares prevalentes fueron Pomona y Sejroe (3 c/u), Canicola (2), Castelloni, Autumnalis, Ictero y Ballum (1c/u). El total acumulado de casos notificados durante el presente año es de 887 casos y 70 defunciones sospechosos y de estos 155 casos probables y 21 defunciones confirmadas.

(**) No casos año previo



República Dominicana
 Vice ministerio de Salud Colectiva
 Dirección General de Epidemiología
 Programa Ampliado de Inmunización
 Sistema Nacional de Vigilancia Epidemiológica
 BOLETIN EPIDEMIOLOGICO SEMANA 51 año 2011



| PROVINCIA | DIFTERIA | | | | | | | | TOSFERINA | | | | | | | | TETANOS OTRAS EDADES | | | | | | | | | | | | |
|---------------------------|---------------------------|----------|----------|----------|-------------|-----------------------|----------|----------|-----------|---------------------------|----------|-----------|----------|-------------|-----------------------|----------|----------------------|----------|---------------------------|----------|----------|-----------|-----------|-----------------------|----------|----------|-----------|-----------|---|
| | Numero de casos probables | | | | Var. % | Numero de defunciones | | | | Numero de casos probables | | | | Var. % | Numero de defunciones | | | | Numero de casos probables | | | | Var. % | Numero de defunciones | | | | | |
| | SE- 51 | | SE 1- 51 | | | SE- 51 | | SE 1- 51 | | SE- 51 | | SE 1- 51 | | | SE- 51 | | SE 1- 51 | | SE- 51 | | SE 1- 51 | | | SE- 51 | | SE 1- 51 | | | |
| | 2010 | 2011 | 2010 | 2011 | 2010 | 2011 | 2010 | 2011 | 2010 | 2011 | 2010 | 2011 | 2010 | 2011 | 2010 | 2011 | 2010 | 2011 | 2010 | 2011 | 2010 | 2011 | 2010 | 2011 | 2010 | 2011 | | | |
| 01 Distrito Nacional | 0 | 0 | 0 | 0 | ** | 0 | 0 | 0 | 0 | 0 | 0 | 0 | 1 | ** | 0 | 0 | 0 | 0 | 0 | 0 | 0 | 0 | 0 | 0 | 2 | 0 | | | |
| 02 Azua | 0 | 0 | 0 | 0 | ** | 0 | 0 | 0 | 0 | 0 | 0 | 1 | 0 | -100% | 0 | 0 | 0 | 0 | 0 | 0 | 0 | 0 | 0 | 1 | ** | 0 | 0 | 0 | 0 |
| 03 Baoruco | 0 | 0 | 0 | 0 | ** | 0 | 0 | 0 | 0 | 0 | 0 | 0 | 0 | ** | 0 | 0 | 0 | 0 | 0 | 0 | 0 | 0 | 0 | 0 | ** | 0 | 0 | 0 | 0 |
| 04 Barahona | 0 | 0 | 0 | 0 | ** | 0 | 0 | 0 | 0 | 0 | 0 | 2 | 0 | -100% | 0 | 0 | 0 | 0 | 0 | 0 | 0 | 0 | 1 | 0 | -100% | 0 | 0 | 0 | 0 |
| 05 Dajabón | 0 | 0 | 0 | 0 | ** | 0 | 0 | 0 | 0 | 0 | 0 | 0 | 0 | ** | 0 | 0 | 0 | 0 | 0 | 0 | 0 | 0 | 0 | 0 | ** | 0 | 0 | 0 | 0 |
| 06 Duarte | 0 | 0 | 0 | 0 | ** | 0 | 0 | 0 | 0 | 0 | 0 | 1 | 0 | -100% | 0 | 0 | 0 | 0 | 0 | 0 | 0 | 0 | 1 | 3 | 200% | 0 | 0 | 0 | 0 |
| 07Elias Piña | 0 | 0 | 0 | 0 | ** | 0 | 0 | 0 | 0 | 0 | 0 | 0 | 0 | ** | 0 | 0 | 0 | 0 | 0 | 0 | 0 | 0 | 1 | 1 | 0% | 0 | 0 | 0 | 0 |
| 08 El Seibo | 0 | 0 | 0 | 0 | ** | 0 | 0 | 0 | 0 | 0 | 0 | 0 | 0 | ** | 0 | 0 | 0 | 0 | 0 | 0 | 0 | 0 | 1 | ** | 0 | 0 | 0 | 0 | |
| 09 Espaillat | 0 | 0 | 0 | 0 | ** | 0 | 0 | 0 | 0 | 0 | 0 | 2 | 0 | -100% | 0 | 0 | 0 | 0 | 0 | 0 | 0 | 0 | 2 | 1 | -50% | 0 | 0 | 0 | 0 |
| 10 Independencia | 0 | 0 | 0 | 0 | ** | 0 | 0 | 0 | 0 | 0 | 0 | 1 | 0 | -100% | 0 | 0 | 0 | 0 | 0 | 0 | 0 | 0 | 0 | ** | 0 | 0 | 0 | 0 | |
| 11 La Altagracia | 0 | 0 | 0 | 0 | ** | 0 | 0 | 0 | 0 | 0 | 0 | 0 | 0 | ** | 0 | 0 | 0 | 0 | 0 | 0 | 0 | 0 | 1 | ** | 0 | 0 | 0 | 2 | |
| 12 La Romana | 0 | 0 | 0 | 0 | ** | 0 | 0 | 0 | 0 | 0 | 0 | 0 | 0 | ** | 0 | 0 | 0 | 0 | 0 | 0 | 0 | 0 | 1 | 1 | 0% | 0 | 0 | 1 | 0 |
| 13 La Vega | 0 | 0 | 0 | 0 | ** | 0 | 0 | 0 | 0 | 0 | 0 | 2 | 1 | -50% | 0 | 0 | 0 | 0 | 0 | 0 | 0 | 4 | 3 | -25% | 0 | 0 | 3 | 1 | |
| 14 María Trinidad Sánchez | 0 | 0 | 0 | 0 | ** | 0 | 0 | 0 | 0 | 0 | 0 | 0 | 0 | ** | 0 | 0 | 0 | 0 | 0 | 0 | 0 | 0 | 1 | ** | 0 | 0 | 0 | 1 | |
| 15 Montecristi | 0 | 0 | 0 | 0 | ** | 0 | 0 | 0 | 0 | 0 | 0 | 0 | 0 | ** | 0 | 0 | 0 | 0 | 0 | 0 | 0 | 1 | 4 | 300% | 0 | 0 | 0 | 3 | |
| 17 Pedernales | 0 | 0 | 0 | 0 | ** | 0 | 0 | 0 | 0 | 0 | 0 | 0 | 0 | ** | 0 | 0 | 0 | 0 | 0 | 0 | 0 | 0 | 1 | ** | 0 | 0 | 0 | 1 | |
| 17 Peravia | 0 | 0 | 0 | 0 | ** | 0 | 0 | 0 | 0 | 0 | 0 | 0 | 0 | ** | 0 | 0 | 0 | 0 | 0 | 0 | 0 | 0 | 0 | ** | 0 | 0 | 0 | 0 | |
| 18 Puerto Plata | 0 | 0 | 0 | 0 | ** | 0 | 0 | 0 | 0 | 0 | 0 | 2 | 0 | -100% | 0 | 0 | 0 | 0 | 0 | 0 | 0 | 0 | 3 | 1 | -67% | 0 | 0 | 2 | 0 |
| 19 Hermanas Mirabal | 0 | 0 | 0 | 0 | ** | 0 | 0 | 0 | 0 | 0 | 0 | 0 | 0 | ** | 0 | 0 | 0 | 0 | 0 | 0 | 0 | 0 | 0 | ** | 0 | 0 | 0 | 0 | |
| 20 Samaná | 0 | 0 | 0 | 0 | ** | 0 | 0 | 0 | 0 | 0 | 0 | 0 | 0 | ** | 0 | 0 | 0 | 0 | 0 | 0 | 0 | 0 | 2 | ** | 0 | 0 | 0 | 1 | |
| 21 San Cristóbal | 0 | 0 | 1 | 0 | -100% | 0 | 0 | 0 | 0 | 0 | 0 | 2 | 0 | -100% | 0 | 0 | 0 | 0 | 0 | 0 | 0 | 2 | 1 | -50% | 0 | 0 | 1 | 1 | |
| 22 San Juan | 0 | 0 | 0 | 0 | ** | 0 | 0 | 0 | 0 | 0 | 0 | 0 | 0 | ** | 0 | 0 | 0 | 0 | 0 | 0 | 0 | 0 | 0 | ** | 0 | 0 | 0 | 0 | |
| 23 San Pedro de Macoris | 0 | 0 | 0 | 0 | ** | 0 | 0 | 0 | 0 | 0 | 0 | 0 | 0 | ** | 0 | 0 | 0 | 0 | 0 | 0 | 0 | 0 | 2 | ** | 0 | 0 | 0 | 0 | |
| 24 Sánchez Ramírez | 0 | 0 | 0 | 0 | ** | 0 | 0 | 0 | 0 | 0 | 0 | 1 | 0 | -100% | 0 | 0 | 0 | 0 | 0 | 0 | 0 | 1 | 0 | -100% | 0 | 0 | 0 | 0 | |
| 25 Santiago | 0 | 0 | 2 | 1 | -50% | 0 | 0 | 0 | 0 | 0 | 0 | 10 | 1 | -90% | 0 | 0 | 0 | 0 | 0 | 0 | 0 | 6 | 4 | -33% | 0 | 0 | 4 | 2 | |
| 26 Santiago Rodríguez | 0 | 0 | 0 | 0 | ** | 0 | 0 | 0 | 0 | 0 | 0 | 0 | 0 | ** | 0 | 0 | 0 | 0 | 0 | 0 | 0 | 0 | 0 | ** | 0 | 0 | 0 | 0 | |
| 27 Valverde | 0 | 0 | 0 | 0 | ** | 0 | 0 | 0 | 0 | 0 | 0 | 0 | 0 | ** | 0 | 0 | 0 | 0 | 0 | 0 | 0 | 0 | 2 | 3 | 50% | 0 | 0 | 1 | 2 |
| 28 Monseñor Nouel | 0 | 0 | 0 | 0 | ** | 0 | 0 | 0 | 0 | 0 | 0 | 1 | 0 | -100% | 0 | 0 | 0 | 0 | 0 | 0 | 0 | 1 | 1 | 0% | 0 | 0 | 0 | 1 | |
| 29 Monte Plata | 0 | 0 | 0 | 0 | ** | 0 | 0 | 0 | 0 | 0 | 0 | 1 | 0 | -100% | 0 | 0 | 0 | 0 | 0 | 0 | 0 | 3 | 0 | -100% | 0 | 0 | 1 | 1 | |
| 30 Hato Mayor | 0 | 0 | 0 | 0 | ** | 0 | 0 | 0 | 0 | 0 | 0 | 0 | 0 | ** | 0 | 0 | 0 | 0 | 0 | 0 | 0 | 1 | 0 | -100% | 0 | 0 | 0 | 0 | |
| 31 San José de Ocoa | 0 | 0 | 0 | 0 | ** | 0 | 0 | 0 | 0 | 0 | 0 | 1 | 0 | -100% | 0 | 0 | 0 | 0 | 0 | 0 | 0 | 1 | 0 | -100% | 0 | 0 | 1 | 0 | |
| 32 Santo Domingo | 0 | 0 | 1 | 0 | -100% | 0 | 0 | 0 | 0 | 0 | 0 | 10 | 0 | -100% | 0 | 0 | 0 | 0 | 0 | 0 | 0 | 12 | 7 | -42% | 0 | 0 | 2 | 3 | |
| Extranjera | 0 | 0 | 0 | 1 | ** | 0 | 0 | 0 | 1 | 0 | 0 | 0 | 0 | ** | 0 | 0 | 0 | 0 | 0 | 0 | 0 | 1 | 0 | -100% | 0 | 0 | 0 | 0 | |
| TOTAL PAIS | 0 | 0 | 4 | 2 | -50% | 0 | 0 | 0 | 1 | 0 | 0 | 37 | 3 | -92% | 0 | 0 | 0 | 0 | 0 | 0 | 0 | 46 | 41 | -11% | 0 | 0 | 18 | 19 | |

No. de casos de EPV en eliminación

| Enfermedad | 2009 | 2010 | 2011 |
|------------------|------|------|------|
| Polio | 0 | 0 | 0 |
| Sarampión | 0 | 0 | 0 |
| Rubeola | 0 | 0 | 0 |
| Tétanos neonatal | 1 | 0 | 2 |

Se notificaron 3 casos de EFE, procedentes de Santiago Rodríguez, Monseñor Nouel y San Pedro de Macoris, solo este 163lmo corresponde a la semana 51 por fecha de inicio de síntomas. Se implementaron acciones de prevención y control.

| PROVINCIA | Parálisis flácida aguda <15 años | | | | | | Enfermedad Febril Eruptiva | | | | | | | |
|---------------------------|----------------------------------|----------|-----------|-----------|-----------------------|----------|----------------------------|---------------------------|----------|----------|----------|------------|------------|------------|
| | Numero de casos probables | | | Var. % | Numero de defunciones | | | Numero de casos probables | | | Var. % | Tendencia | | |
| | SE- 51 | | SE 1- 51 | | SE- 51 | | SE 1- 51 | SE- 51 | | SE 1- 51 | | | | |
| | 2010 | 2011 | 2010 | 2011 | de casos | 2010 | 2011 | 2010 | 2011 | 2010 | 2011 | de casos | | |
| 01 Distrito Nacional | 0 | 0 | 2 | 4 | 100% | 0 | 0 | 1 | 0 | 0 | 0 | 5 | 17 | 240% |
| 02 Azua | 0 | 0 | 1 | 2 | 100% | 0 | 0 | 0 | 0 | 0 | 0 | 2 | 5 | 150% |
| 03 Baoruco | 0 | 0 | 0 | 1 | ** | 0 | 0 | 0 | 0 | 0 | 0 | 0 | 0 | ** |
| 04 Barahona | 0 | 0 | 0 | 1 | ** | 0 | 0 | 0 | 0 | 0 | 0 | 1 | 3 | 200% |
| 05 Dajabón | 0 | 0 | 0 | 0 | ** | 0 | 0 | 0 | 0 | 0 | 0 | 3 | 1 | -67% |
| 06 Duarte | 0 | 0 | 0 | 1 | ** | 0 | 0 | 0 | 0 | 0 | 0 | 6 | 1 | -83% |
| 07Elias Piña | 0 | 0 | 0 | 2 | ** | 0 | 0 | 0 | 0 | 0 | 0 | 3 | 0 | -100% |
| 08 El Seibo | 0 | 0 | 1 | 0 | -100% | 0 | 0 | 0 | 0 | 0 | 0 | 3 | 0 | -100% |
| 09 Espaillat | 0 | 0 | 0 | 0 | ** | 0 | 0 | 0 | 0 | 0 | 0 | 0 | 5 | ** |
| 10 Independencia | 0 | 0 | 0 | 0 | ** | 0 | 0 | 0 | 0 | 0 | 0 | 6 | 3 | -50% |
| 11 La Altagracia | 0 | 0 | 2 | 1 | -50% | 0 | 0 | 0 | 0 | 0 | 0 | 4 | 7 | 75% |
| 12 La Romana | 0 | 0 | 0 | 1 | ** | 0 | 0 | 0 | 0 | 0 | 0 | 1 | 0 | -100% |
| 13 La Vega | 0 | 0 | 1 | 0 | -100% | 0 | 0 | 0 | 0 | 0 | 0 | 2 | 2 | 0% |
| 14 María Trinidad Sánchez | 0 | 0 | 0 | 1 | ** | 0 | 0 | 0 | 0 | 0 | 0 | 0 | 1 | ** |
| 15 Monte Cristi | 0 | 0 | 0 | 0 | ** | 0 | 0 | 0 | 0 | 0 | 0 | 0 | 1 | ** |
| 17 Pedernales | 0 | 0 | 1 | 0 | -100% | 0 | 0 | 0 | 0 | 0 | 0 | 0 | 0 | ** |
| 17 Peravia | 0 | 0 | 0 | 0 | ** | 0 | 0 | 0 | 0 | 0 | 0 | 1 | 1 | 0% |
| 18 Puerto Plata | 0 | 0 | 0 | 0 | ** | 0 | 0 | 0 | 0 | 0 | 0 | 24 | 17 | -29% |
| 19 Hermanas Mirabal | 0 | 0 | 0 | 1 | ** | 0 | 0 | 1 | 0 | 0 | 0 | 6 | 1 | -83% |
| 20 Samaná | 0 | 0 | 0 | 0 | ** | 0 | 0 | 0 | 0 | 0 | 0 | 2 | 4 | 100% |
| 21 San Cristóbal | 0 | 0 | 2 | 5 | 150% | 0 | 0 | 0 | 0 | 0 | 0 | 12 | 10 | -17% |
| 22 San Juan | 0 | 0 | 0 | 0 | ** | 0 | 0 | 0 | 0 | 0 | 0 | 0 | 0 | ** |
| 23 San Pedro de Macoris | 0 | 0 | 2 | 2 | 0% | 0 | 0 | 0 | 1 | 1 | 1 | 6 | 5 | -17% |
| 24 Sánchez Ramírez | 0 | 0 | 0 | 3 | ** | 0 | 0 | 0 | 0 | 0 | 0 | 0 | 0 | ** |
| 25 Santiago | 0 | 0 | 4 | 1 | -75% | 0 | 0 | 0 | 0 | 0 | 0 | 18 | 8 | -56% |
| 26 Santiago Rodríguez | 0 | 0 | 0 | 0 | ** | 0 | 0 | 0 | 0 | 0 | 0 | 0 | 1 | ** |
| 27 Valverde | 0 | 0 | 1 | 0 | -100% | 0 | 0 | 0 | 0 | 0 | 0 | 7 | 8 | 14% |
| 28 Monseñor Nouel | 0 | 0 | 0 | 2 | ** | 0 | 0 | 0 | 0 | 0 | 0 | 9 | 7 | -22% |
| 29 Monte Plata | 0 | 0 | 3 | 1 | -67% | 0 | 0 | 1 | 0 | 0 | 0 | 0 | 0 | ** |
| 30 Hato Mayor | 0 | 0 | 0 | 0 | ** | 0 | 0 | 0 | 0 | 0 | 0 | 1 | 2 | 100% |
| 31 San José de Ocoa | 0 | 0 | 0 | 0 | ** | 0 | 0 | 0 | 0 | 0 | 0 | 3 | 3 | 0% |
| 32 Santo Domingo | 0 | 0 | 10 | 13 | 30% | 0 | 0 | 1 | 0 | 1 | 0 | 23 | 21 | -9% |
| Extranjera | 0 | 0 | 0 | 0 | ** | 0 | 0 | 0 | 0 | 0 | 0 | 0 | 0 | ** |
| TOTAL PAIS | 0 | 0 | 30 | 42 | 40% | 0 | 0 | 4 | 1 | 2 | 1 | 148 | 134 | -9% |



República Dominicana
Ministerio de Salud Pública
Dirección General de Epidemiología
Sistema Nacional de Vigilancia Epidemiológica
Boletín epidemiológico semanal 51 año 2011



Red programática: Enfermedades Emergentes y Reemergentes, EER

Responsable: Dirección General de Epidemiología (DIGEPI)

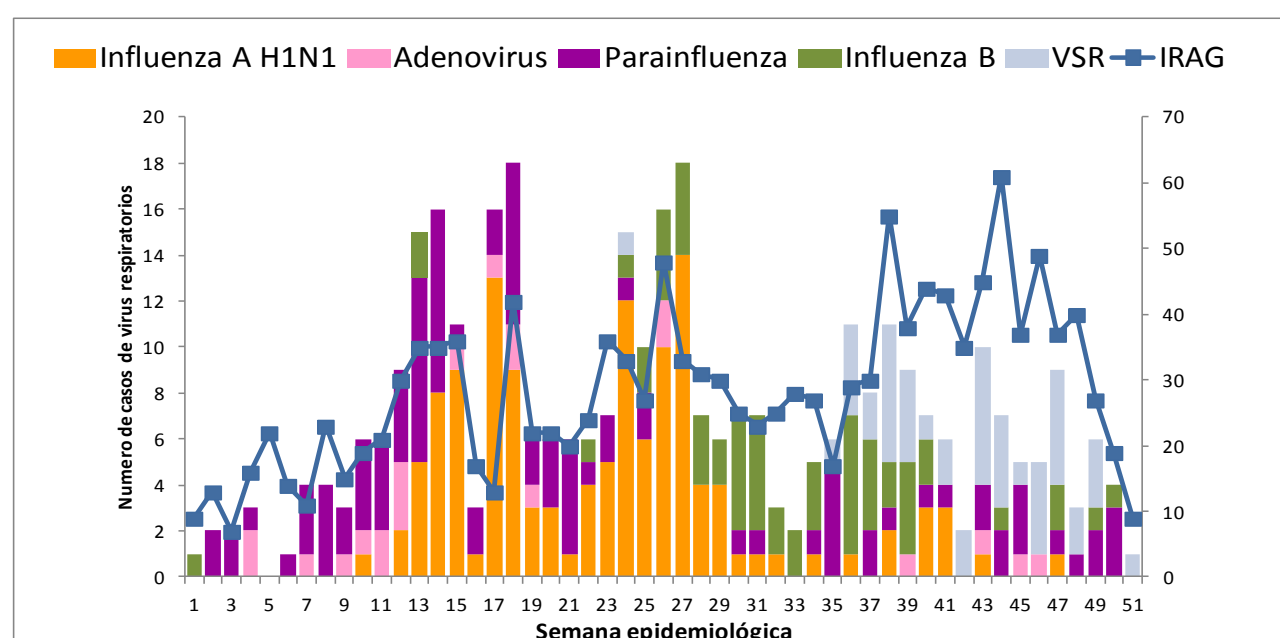
Programas involucrados: Programa Ampliado de Inmunización y DIGEPI

Vigilancia de Influenza y otros virus respiratorios

Enfermedad febril respiratoria aguda

| PROVINCIA | 2010 | | 2011 | | Var, % de tasas |
|---------------------------|----------------|-----------------------------|----------------|-----------------------------|-----------------|
| | Casos | Tasas por 10,000 habitantes | Casos | Tasas por 10,000 habitantes | |
| 01 Distrito Nacional | 244814 | 2201.89 | 264619 | 2380.01 | 8% |
| 02 Azua | 84181 | 3476.99 | 70677 | 2919.22 | -16% |
| 03 Baoruco | 19006 | 1653.17 | 37860 | 3293.12 | 99% |
| 04 Barahona | 60959 | 3038.80 | 62640 | 3122.60 | 3% |
| 05 Dajabón | 34274 | 5119.04 | 26515 | 3960.18 | -23% |
| 06 Duarte | 82062 | 2742.82 | 93577 | 3127.70 | 14% |
| 07 Elías Piña | 22113 | 3065.71 | 20851 | 2890.75 | -6% |
| 08 El Seibo | 38487 | 3631.05 | 41931 | 3955.98 | 9% |
| 09 Espaillat | 85815 | 3619.34 | 91842 | 3873.54 | 7% |
| 10 Independencia | 30681 | 5555.84 | 34509 | 6249.03 | 12% |
| 11 La Altagracia | 26877 | 1171.48 | 31555 | 1375.38 | 17% |
| 12 La Romana | 32012 | 1300.06 | 34659 | 1407.56 | 8% |
| 13 La Vega | 123722 | 2880.18 | 122589 | 2853.81 | -1% |
| 14 María Trinidad Sánchez | 44404 | 3134.15 | 50356 | 3554.26 | 13% |
| 15 Monte Cristi | 11410 | 4478.37 | 13538 | 5313.60 | 19% |
| 17 Pedernales | 53165 | 4399.87 | 68492 | 5668.32 | 29% |
| 17 Peravia | 92013 | 4549.47 | 88926 | 4396.84 | -3% |
| 18 Puerto Plata | 52759 | 1610.91 | 126353 | 3857.99 | 139% |
| 19 Hermanas Mirabal | 46564 | 4509.44 | 48258 | 4673.49 | 4% |
| 20 Samaná | 12531 | 1268.06 | 14176 | 1434.53 | 13% |
| 21 San Cristóbal | 146645 | 2221.86 | 152358 | 2308.42 | 4% |
| 22 San Juan | 83699 | 3411.04 | 90082 | 3671.17 | 8% |
| 23 San Pedro de Macorís | 80484 | 2387.48 | 85163 | 2526.28 | 6% |
| 24 Sánchez Ramírez | 56784 | 3634.46 | 69836 | 4469.85 | 23% |
| 25 Santiago | 227291 | 2172.58 | 207900 | 1987.23 | -9% |
| 26 Santiago Rodríguez | 3062 | 558.10 | 13911 | 2535.50 | 354% |
| 27 Valverde | 58696 | 3085.16 | 52416 | 2755.07 | -11% |
| 28 Monseñor Nouel | 61169 | 3144.85 | 58763 | 3021.16 | -4% |
| 29 Monte Plata | 69618 | 3309.39 | 68383 | 3250.68 | -2% |
| 30 Hato Mayor | 54355 | 5988.01 | 54683 | 6024.15 | 1% |
| 31 San José de Ocoa | 30064 | 4344.26 | 37813 | 5463.99 | 26% |
| 32 Santo Domingo | 370137 | 1683.72 | 296304 | 1347.86 | -20% |
| Total PAIS | 2439853 | 2468.39 | 2531535 | 2561.15 | 4% |

Número de casos de virus respiratorios por tipo y de infección respiratoria aguda grave detectados a través de la vigilancia centinela, SE 1-51 del 2011



IRA: en el acumulado del año se han notificado al sistema 2, 531, 535 casos de Infecciones Respiratorias Agudas, presentándose un incremento significativo ($\geq 25\%$) en las siguientes provincias: Santiago Rodríguez, Puerto Plata, Baoruco, Pedernales y San José de Ocoa. En esta semana se identificó 1 virus sincitial respiratorio. Se atendieron 18,748 casos, para una cobertura de notificación de un 33% a nivel nacional. Mantenemos la exhortación a reforzar la vigilancia en los centros centinelas en especial por el cambio climático que estamos padeciendo.

| Provincia | Enfermedad diarreica aguda | | | | Cólera | | | | | | | | | | | | Alerta y tendencia | | | |
|---------------------------|----------------------------|----------------|------------------------------------|-----------------|--------------------------------|-------------------|--------------------------------------|--------------------------------|-------------------|--------------------------------|-------------------|--------------------------------|----------------|----------------------------|----------------|--|-----------------------|-------------------|----------------------------|----------------|
| | Episodios | | Tasas de incidencia x10,000 hab | | Casos sospechosos | | Incidencia acumulada x 100 hab | Defunciones sospechosas y | | Defunciones confirmadas | | Letalidad * | | Casos hospitalizados | | Número de casos investigados por el | | % Casos positivos | | |
| | SE 1- 51 | | SE 1- 51 | | SE 45-2010 a la 51- 2011 | 2011 SE- 51 | | SE 45- 2010 a la 51-2011 | 2011 SE- 51 | SE 45- 2010 a la 51-2011 | 2011 SE- 51 | SE 45-2010 a la 51- 2011 | 2011 SE- 51 | SE 45-2010 a la 51-2011 | 2011 SE- 51 | SE 45-2010 a la 51-2011 | | 2011 SE- 51 | SE 45-2010 a la 51-2011 | 2011 SE- 51 |
| | 2010 | 2011 | 2010 | 2011 | | | | | | | | | | | | | | | | |
| 01 Distrito Nacional | 67769 | 87221 | 602.34 | 784.48 | 3022 | 38 | 0.27 | 66 | 1 | 24 | 0 | 2.2 | 2.6 | 2025 | 12 | 689 | 2 | 48% | 0% | → |
| 02 Azua | 16782 | 15482 | 619.68 | 490.94 | 420 | 0 | 0.17 | 9 | 0 | 5 | 0 | 2.1 | ** | 395 | 0 | 396 | 0 | 56% | ** | → |
| 03 Baoruco | 112157 | 92277 | 424.12 | 926.79 | 179 | 0 | 0.15 | 0 | 0 | 0 | 0 | 0.0 | ** | 141 | 0 | 120 | 0 | 34% | ** | → |
| 04 Barahona | 16109 | 14764 | 693.16 | 1012.25 | 197 | 0 | 0.10 | 2 | 0 | 0 | 0 | 1.0 | ** | 181 | 0 | 192 | 0 | 41% | ** | → |
| 05 Dajabón | 42860 | 42149 | 854.32 | 699.14 | 233 | 0 | 0.35 | 4 | 0 | 1 | 0 | 1.7 | ** | 215 | 0 | 147 | 0 | 44% | ** | → |
| 06 Duarte | 6667 | 6662 | 523.48 | 572.78 | 195 | 0 | 0.06 | 3 | 0 | 2 | 0 | 1.5 | ** | 189 | 0 | 185 | 0 | 48% | ** | → |
| 07Elias Piña | 17464 | 13273 | 851.80 | 915.99 | 2422 | 0 | 3.33 | 13 | 0 | 4 | 0 | 0.5 | ** | 1084 | 0 | 168 | 0 | 68% | ** | → |
| 08 El Seibo | 8331 | 16649 | 782.97 | 720.80 | 329 | 0 | 0.31 | 6 | 0 | 2 | 0 | 1.8 | ** | 318 | 0 | 189 | 0 | 42% | ** | → |
| 09 Espaillat | 33335 | 31384 | 726.53 | 559.80 | 147 | 0 | 0.06 | 2 | 0 | 0 | 0 | 1.4 | ** | 125 | 0 | 143 | 0 | 24% | ** | → |
| 10 Independencia | 15856 | 17137 | 1386.74 | 1455.92 | 287 | 0 | 0.51 | 16 | 0 | 6 | 0 | 5.6 | ** | 188 | 0 | 243 | 0 | 40% | ** | → |
| 11 La Altagracia | 11945 | 12436 | 381.95 | 394.68 | 709 | 0 | 0.30 | 13 | 0 | 9 | 0 | 1.8 | ** | 696 | 0 | 94 | 0 | 48% | ** | → |
| 12 La Romana | 7717 | 6086 | 387.88 | 333.54 | 405 | 0 | 0.16 | 12 | 0 | 5 | 0 | 3.0 | ** | 367 | 0 | 249 | 0 | 59% | ** | → |
| 13 La Vega | 2310 | 3764 | 658.97 | 514.85 | 618 | 0 | 0.14 | 6 | 0 | 2 | 0 | 1.0 | ** | 566 | 0 | 228 | 0 | 36% | ** | → |
| 14 María Trinidad Sánchez | 4958 | 10655 | 838.73 | 877.77 | 22 | 0 | 0.02 | 1 | 0 | 1 | 0 | 4.5 | ** | 21 | 0 | 22 | 0 | 64% | ** | → |
| 15 Monte Cristi | 14320 | 20306 | 1297.59 | 1407.49 | 179 | 0 | 0.15 | 1 | 0 | 1 | 0 | 0.6 | ** | 161 | 0 | 175 | 0 | 39% | ** | → |
| 16 Pedernales | 7724 | 8040 | 1309.66 | 931.95 | 245 | 0 | 0.95 | 1 | 0 | 1 | 0 | 0.4 | ** | 218 | 0 | 244 | 0 | 35% | ** | → |
| 17 Peravia | 3339 | 3586 | 790.70 | 729.99 | 309 | 0 | 0.15 | 11 | 0 | 1 | 0 | 3.6 | ** | 240 | 0 | 190 | 0 | 45% | ** | → |
| 18 Puerto Plata | 8396 | 7640 | 246.92 | 508.35 | 166 | 1 | 0.05 | 6 | 0 | 3 | 0 | 3.6 | 0.0 | 145 | 1 | 150 | 0 | 31% | ** | → |
| 19 Hermanas Mirabal | 8905 | 9055 | 736.50 | 589.39 | 61 | 1 | 0.06 | 1 | 0 | 0 | 0 | 1.6 | 0.0 | 52 | 1 | 50 | 1 | 26% | 0% | → |
| 20 Samaná | 9665 | 8213 | 216.96 | 380.89 | 97 | 0 | 0.10 | 0 | 0 | 0 | 0 | 0.0 | ** | 93 | 0 | 83 | 0 | 42% | ** | → |
| 21 San Cristóbal | 21280 | 23030 | 640.70 | 638.61 | 1493 | 5 | 0.22 | 22 | 0 | 8 | 0 | 1.5 | 0.0 | 1401 | 5 | 428 | 2 | 37% | 0% | → |
| 22 San Juan | 13725 | 10978 | 671.01 | 972.50 | 1222 | 2 | 0.50 | 4 | 0 | 1 | 0 | 0.3 | 0.0 | 712 | 2 | 332 | 0 | 53% | ** | → |
| 23 San Pedro de Macoris | 15213 | 11897 | 626.00 | 683.16 | 1279 | 0 | 0.37 | 19 | 0 | 11 | 0 | 1.5 | ** | 1263 | 0 | 385 | 0 | 58% | ** | → |
| 24 Sánchez Ramírez | 6184 | 6607 | 785.40 | 918.02 | 44 | 0 | 0.03 | 2 | 0 | 0 | 0 | 4.5 | ** | 42 | 0 | 43 | 0 | 49% | ** | → |
| 25 Santiago | 16853 | 23863 | 312.08 | 299.99 | 1388 | 11 | 0.13 | 35 | 0 | 17 | 0 | 2.5 | 0.0 | 1292 | 7 | 940 | 3 | 31% | 0% | → |
| 26 Santiago Rodríguez | 5736 | 4681 | 66.34 | 266.11 | 29 | 0 | 0.05 | 1 | 0 | 0 | 0 | 3.4 | ** | 27 | 0 | 23 | 0 | 65% | ** | → |
| 27 Valverde | 15846 | 11261 | 497.86 | 456.76 | 518 | 0 | 0.27 | 4 | 0 | 1 | 0 | 0.8 | ** | 344 | 0 | 243 | 0 | 43% | ** | → |
| 28 Monseñor Nouel | 371 | 1460 | 795.97 | 548.31 | 566 | 32 | 0.29 | 1 | 0 | 0 | 0 | 0.2 | 0.0 | 363 | 32 | 215 | 0 | 24% | ** | → |
| 29 Monte Plata | 9674 | 8690 | 785.92 | 735.96 | 237 | 0 | 0.11 | 6 | 0 | 4 | 0 | 2.5 | ** | 230 | 0 | 191 | 0 | 39% | ** | → |
| 30 Hato Mayor | 28486 | 22119 | 1499.23 | 1209.39 | 329 | 0 | 0.36 | 1 | 0 | 0 | 0 | 0.3 | ** | 246 | 0 | 112 | 0 | 22% | ** | → |
| 31 San José de Ocoa | 12421 | 14343 | 946.77 | 962.66 | 169 | 0 | 0.24 | 0 | 0 | 0 | 0 | 0.0 | ** | 161 | 0 | 165 | 0 | 13% | ** | ↓ |
| 32 Santo Domingo | 15646 | 10665 | 504.97 | 419.76 | 3886 | 23 | 0.17 | 98 | 0 | 44 | 0 | 2.5 | 0.0 | 3231 | 11 | 1902 | 5 | 43% | 20% | → |
| Extranjera | | | | | 30 | 0 | | 1 | 0 | 0 | 0 | 3.3 | ** | 14 | 0 | 16 | 0 | 56% | | |
| TOTAL PAÍS | 578,044 | 576,373 | 22,463.3 | 22,919.0 | 21,432 | 113 | 0.21 | 363 | 1 | 152 | 0 | 1.7 | 0.9 | 16746 | 71 | 8952 | 13 | 42% | 50% | |

*Corresponde a la defunciones sospechosas y confirmadas sobre el total de casos sospechosos de cólera por 100

78.13549832 0

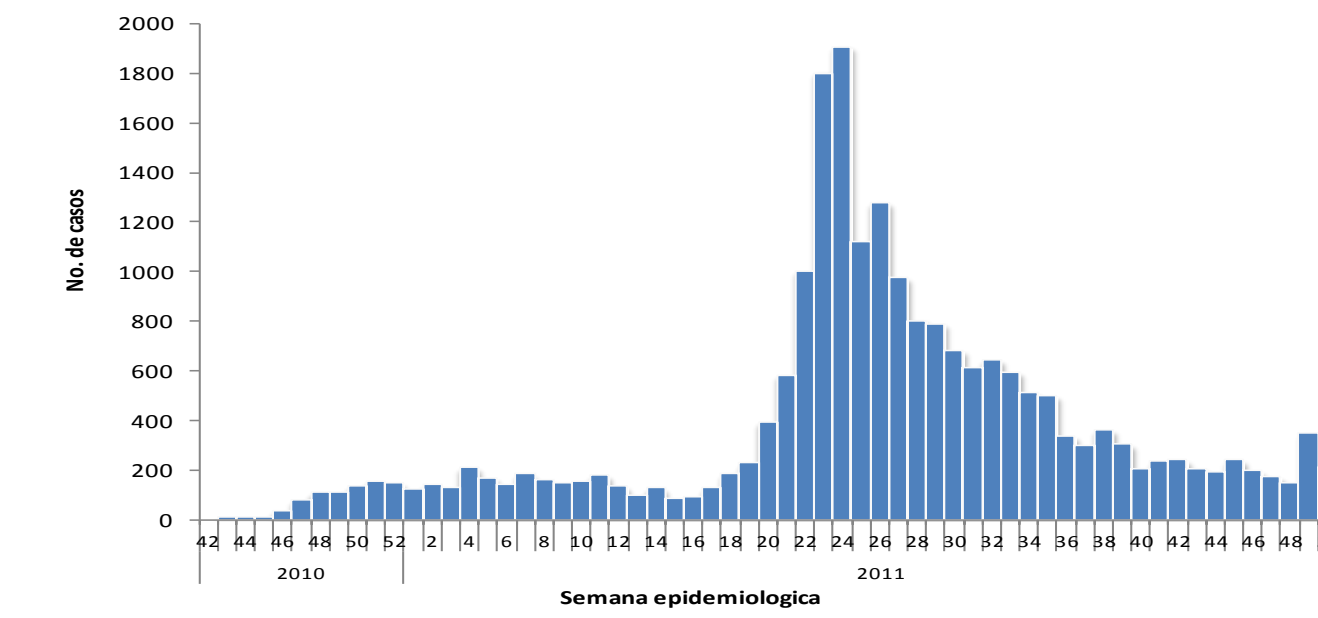
Alerta de brote

| |
|---|
| No se ha demostrado circulación en las últimas dos semanas |
| Se ha identificado casos aislados en las últimas dos semanas o brotes de enfermedad diarreica aguda |
| Dos o mas comunidades con casos confirmados aislados |
| Dos o mas casos con vinculo epidemiológico |

Tendencia

→ Sin cambios ↑ Aumento ↓ Disminución

Curva epidémica de cólera,
República Dominicana, actualizada hasta el 24/12/2011



Cólera: en la semana se notificaron 113 casos nuevos, de estos, fueron estudiados por laboratorio 13 con un 8% de positividad. Las provincias con mayor número de casos sospechosos son Distrito Nacional (38), Monseñor Nouel (32), Santo Domingo (23) y Santiago (11). Se notificaron cuatro defunciones, una correspondientes a la SE 51 en un hombre desconocido de 40 a 50 años aproximadamente según el Instituto de Patología Forense. La muestra post mortem arrojó resultados negativo.

Red Programática: Prevención y control de la mortalidad y morbilidad materna y de la niñez

Responsable: Dirección General de Epidemiología

Programas involucrados: Dirección General Maternoinfantil

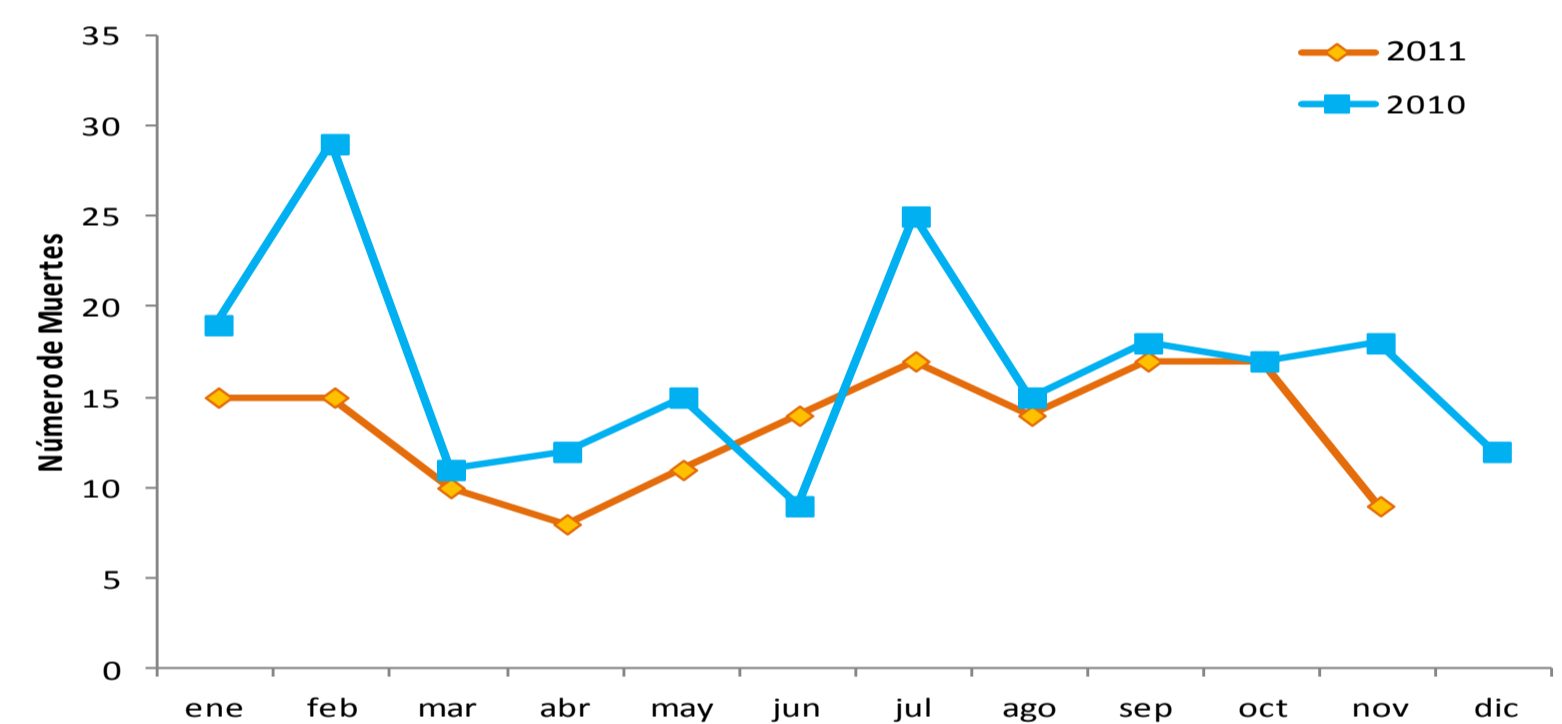
| Muertes Maternas probables notificadas a la semana por provincia de residencia | | | | | | Muertes infantiles notificadas a la semana por provincia de residencia | | | | |
|--|------------|------------|------------|-----------------------|-----------------|--|-------------|-------------|-----------------------|-----------------|
| Provincias | 2010 | 2010 | 2011 | Acumulado al mes 2011 | Var. % de casos | 2010 | 2010 | 2011 | Acumulado al mes 2011 | Var. % de casos |
| | | Semana 1 a | Semana 1 a | | | | Semana 1 a | Semana 1 a | | |
| | | 51 | 51 | Diciembre | | | 51 | 51 | Diciembre | |
| 01 Distrito Nacional | 18 | 16 | 16 | 1 | 0% | 281 | 276 | 221 | 5 | -25% |
| 02 Azua | 6 | 6 | 1 | 0 | -83% | 75 | 73 | 49 | 4 | -49% |
| 03 Bahoruco | 3 | 3 | 1 | 0 | -67% | 13 | 13 | 32 | 2 | 59% |
| 04 Barahona | 3 | 3 | 1 | 0 | -67% | 49 | 47 | 76 | 1 | 38% |
| 05 Dajabón | 2 | 2 | 1 | 0 | -50% | 23 | 23 | 15 | 0 | -53% |
| 06 Duarte | 8 | 7 | 3 | 0 | -57% | 100 | 96 | 49 | 6 | -96% |
| 07 Elías Piña | 4 | 4 | 1 | 0 | -75% | 11 | 11 | 12 | 0 | 8% |
| 08 El Seibo | 4 | 4 | 1 | 0 | -75% | 9 | 9 | 10 | 0 | 10% |
| 09 Espaillat | 1 | 1 | 0 | 0 | -100% | 67 | 64 | 48 | 2 | -33% |
| 10 Independencia | 1 | 1 | 1 | 0 | 0% | 10 | 10 | 17 | 0 | 41% |
| 11 La Altagracia | 6 | 6 | 5 | 0 | -17% | 70 | 68 | 56 | 0 | -21% |
| 12 La Romana | 9 | 9 | 8 | 0 | -11% | 33 | 32 | 23 | 2 | -39% |
| 13 La Vega | 6 | 6 | 4 | 0 | -33% | 103 | 100 | 94 | 2 | -6% |
| 14 María Trinidad Sánchez | 1 | 1 | 3 | 1 | 200% | 44 | 43 | 37 | 0 | -16% |
| 15 Monte Cristi | 3 | 3 | 1 | 0 | -67% | 53 | 53 | 39 | 1 | -36% |
| 16 Pedernales | 1 | 1 | 0 | 0 | -100% | 3 | 3 | 3 | 0 | 0% |
| 17 Peravia | 3 | 3 | 5 | 0 | 67% | 72 | 71 | 49 | 5 | -45% |
| 18 Puerto Plata | 6 | 6 | 2 | 0 | -67% | 77 | 75 | 55 | 2 | -36% |
| 19 Hermanas Mirabal | 2 | 2 | 2 | 0 | 0% | 30 | 30 | 16 | 1 | -88% |
| 20 Samaná | 5 | 5 | 3 | 0 | -40% | 32 | 30 | 21 | 2 | -43% |
| 21 San Cristóbal | 9 | 9 | 7 | 0 | -22% | 215 | 214 | 153 | 5 | -40% |
| 22 San Juan de la Maguana | 6 | 6 | 1 | 1 | -83% | 53 | 53 | 35 | 0 | -51% |
| 23 San Pedro de Macorís | 6 | 6 | 10 | 1 | 67% | 145 | 141 | 104 | 5 | -36% |
| 24 Sánchez Ramírez | 3 | 3 | 1 | 0 | -67% | 49 | 49 | 38 | 2 | -29% |
| 25 Santiago | 17 | 17 | 17 | 2 | 0% | 470 | 461 | 373 | 8 | -24% |
| 26 Santiago. Rodríguez | 0 | 0 | 1 | 0 | ** | 15 | 15 | 18 | 0 | 17% |
| 27 Valverde | 5 | 5 | 3 | 1 | -40% | 72 | 71 | 54 | 1 | -31% |
| 28 Monseñor Nouel | 4 | 4 | 6 | 1 | 50% | 49 | 49 | 37 | 1 | -32% |
| 29 Monte Plata | 2 | 2 | 6 | 0 | 200% | 75 | 73 | 57 | 2 | -28% |
| 30 Hato mayor | 2 | 1 | 7 | 2 | 600% | 20 | 19 | 15 | 0 | -27% |
| 31 San José de Ocoa | 0 | 0 | 1 | 1 | ** | 9 | 9 | 7 | 0 | -29% |
| 32 Santo Domingo | 48 | 46 | 43 | 3 | -7% | 836 | 825 | 682 | 11 | -21% |
| No reporta provincia de residencia | 2 | 2 | 0 | 0 | -100% | 281 | 274 | 181 | 0 | -51% |
| Total defunciones residentes | 196 | 190 | 162 | 14 | -15% | 3444 | 3380 | 2676 | 70 | -21% |
| Extranjera | 5 | 5 | 1 | 0 | -80% | 34 | 34 | 21 | 1 | -38% |
| TOTAL PAÍS | 201 | 195 | 163 | 14 | -16% | 3478 | 3414 | 2697 | 71 | -21% |

Mortalidad Materna MM: en esta semana se notificaron tres casos de muerte materna, para un acumulado de 163 defunciones. Las provincias de Hato Mayor, Monte Plata, Monseñor Nouel, San Pedro de Macorís, Peravia y María Trinidad Sánchez presentan un incremento de más de un 25% de sus muertes en relación al mismo período del año anterior.

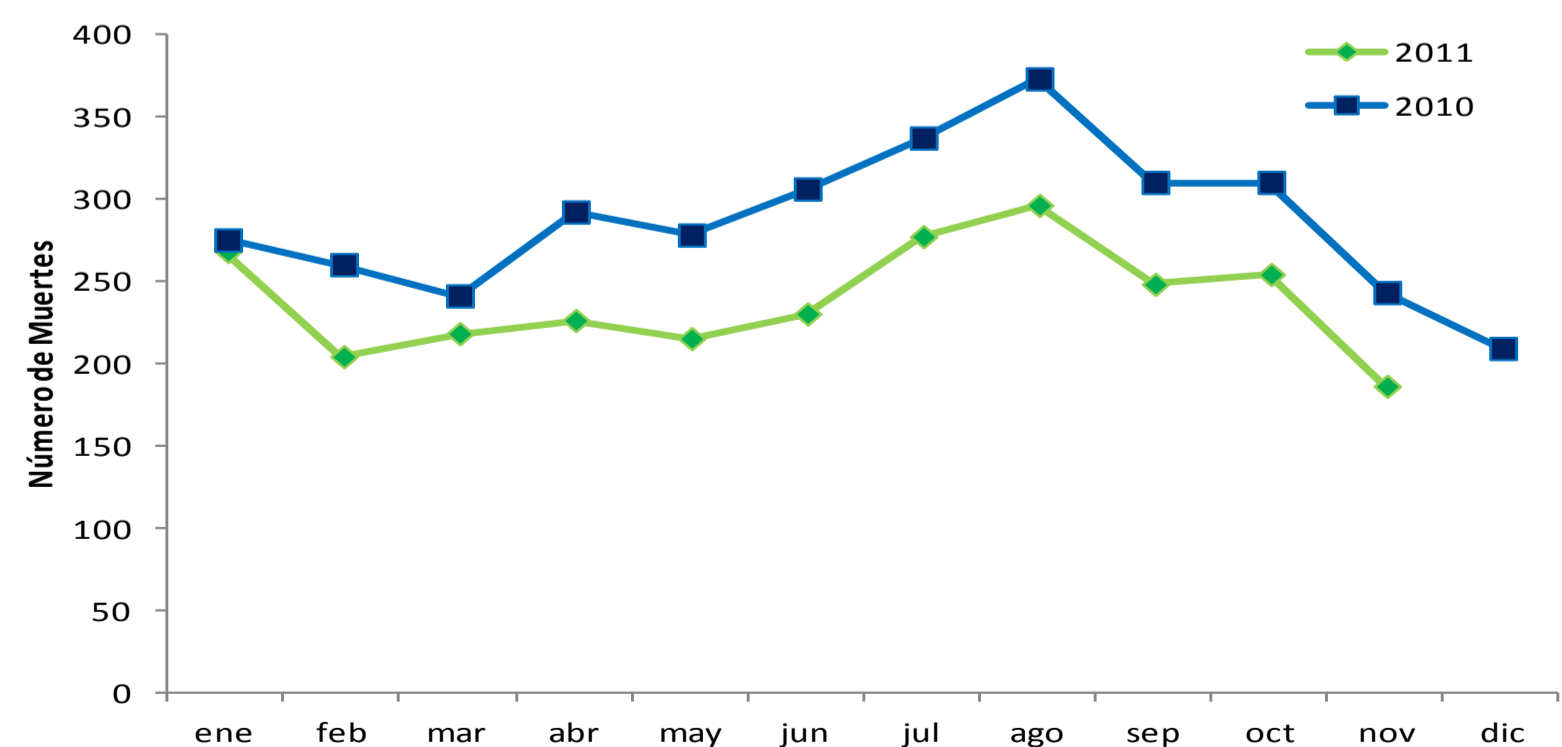
Mortalidad Infantil MI: en esta semana se notificaron 47 MI, con una notificación tardía de 10 centros de salud. Un acumulado de 2,697 defunciones en lo que va del año. Con un 21% de subnotificación en relación al mismo período del 2010.

| Centro de Ocurrencia | Edad | Período | Causa | Municipio y provincia de residencia |
|--------------------------------|------|-----------|----------------------------------|-------------------------------------|
| Hosp. Juan Pablo Pina | 38 | Puerperio | Preeclampsia severa | Ocoa, San José de Ocoa |
| Hosp. José María Cabral y Báez | 32 | Puerperio | Hemorragia cerebral | Nagua, María Trinidad Sánchez |
| Hosp. José María Cabral y Báez | 23 | Embarazo | Hepatopatía, Enfermedad de Crohn | Bonao, Monseñor Nouel |

Muertes Maternas según mes de ocurrencia 2010-2011



Muertes Infantiles según mes de ocurrencia 2010-2011





República Dominicana
Vice ministerio de Salud Colectiva
Dirección General de Epidemiología
Sistema Nacional de Vigilancia Epidemiológica



Red programática: Enfermedades Emergentes y Reemergentes, EER
Responsable: Dirección Nacional de Epidemiología
Programas involucrados: Programa Ampliado de Inmunizaciones y Programa de Inocuidad de Agua y Alimentos

| Provincia | Cobertura de notificación semanal | | | | | | Conjuntivitis | | | | Hepatitis viral aguda | | | | Enfermedad Transmitida por Alimentos | | | | Parotiditis | | | | Varicela | | | |
|---------------------------|-----------------------------------|---------------|------------|------------|------------|------------|---------------|------------|--------------|--------------|-----------------------|-----------|--------------|--------------|--------------------------------------|------------|--------------|--------------|-------------|----------|-------------|-------------|------------|-----------|-------------|--------------|
| | Notificaciones esperadas | | SE 51 | | SE 1- 51 | | SE 51 | | SE 1- 51 | | SE 51 | | SE 1- 51 | | SE 51 | | SE 1- 51 | | SE 51 | | SE 1- 51 | | SE 51 | | SE 1- 51 | |
| | SE 51 | SE 1-51 | 2010 | 2011 | 2010 | 2011 | 2010 | 2011 | 2010 | 2011 | 2010 | 2011 | 2010 | 2011 | 2010 | 2011 | 2010 | 2011 | 2010 | 2011 | 2010 | 2011 | 2010 | 2011 | 2010 | 2011 |
| | 01 Distrito Nacional | 350 | 17850 | 31% | 11% | 36% | 37% | 89 | 18 | 8066 | 7740 | 116 | 2 | 5725 | 6469 | 59 | 12 | 3215 | 3685 | 3 | 0 | 710 | 311 | 161 | 1 | 2567 |
| 02 Azua | 56 | 2856 | 71% | 18% | 69% | 70% | 45 | 3 | 1992 | 2223 | 1 | 0 | 169 | 68 | 5 | 0 | 111 | 291 | 0 | 1 | 95 | 88 | 11 | 4 | 133 | 789 |
| 03 Baoruco | 38 | 1938 | 32% | 5% | 53% | 63% | 3 | 1 | 382 | 532 | 0 | 0 | 23 | 49 | 2 | 0 | 268 | 287 | 0 | 0 | 14 | 102 | 0 | 0 | 20 | 595 |
| 04 Barahona | 65 | 3315 | 66% | 32% | 65% | 79% | 21 | 12 | 1129 | 936 | 1 | 0 | 101 | 62 | 16 | 2 | 840 | 506 | 2 | 1 | 129 | 47 | 0 | 1 | 47 | 300 |
| 05 Dajabón | 33 | 1683 | 64% | 30% | 82% | 77% | 10 | 2 | 593 | 491 | 0 | 0 | 44 | 22 | 2 | 0 | 258 | 219 | 1 | 0 | 74 | 10 | 0 | 0 | 533 | 236 |
| 06 Duarte | 92 | 4692 | 72% | 16% | 75% | 71% | 10 | 2 | 809 | 890 | 2 | 0 | 62 | 124 | 10 | 2 | 571 | 547 | 2 | 0 | 81 | 21 | 1 | 0 | 135 | 371 |
| 07 Elías Piña | 30 | 1530 | 57% | 17% | 62% | 65% | 2 | 0 | 704 | 365 | 0 | 0 | 50 | 8 | 2 | 0 | 77 | 83 | 0 | 0 | 38 | 8 | 0 | 0 | 41 | 72 |
| 08 El Seibo | 27 | 1377 | 93% | 96% | 76% | 98% | 13 | 3 | 553 | 449 | 1 | 1 | 107 | 107 | 8 | 0 | 410 | 383 | 0 | 0 | 30 | 20 | 0 | 0 | 96 | 165 |
| 09 Espaillat | 43 | 2193 | 91% | 86% | 94% | 96% | 1 | 10 | 739 | 638 | 2 | 0 | 132 | 288 | 5 | 8 | 546 | 574 | 1 | 0 | 62 | 20 | 3 | 0 | 127 | 244 |
| 10 Independencia | 33 | 1683 | 67% | 6% | 66% | 72% | 1 | 2 | 443 | 350 | 1 | 0 | 22 | 14 | 1 | 0 | 254 | 145 | 0 | 0 | 50 | 31 | 15 | 0 | 119 | 524 |
| 11 La Altagracia | 79 | 4029 | 51% | 57% | 49% | 67% | 12 | 3 | 734 | 717 | 0 | 0 | 96 | 43 | 16 | 2 | 400 | 348 | 26 | 0 | 1061 | 41 | 1 | 0 | 2391 | 261 |
| 12 La Romana | 40 | 2040 | 45% | 3% | 47% | 64% | 6 | 0 | 741 | 611 | 2 | 0 | 108 | 79 | 15 | 0 | 507 | 526 | 0 | 0 | 68 | 20 | 1 | 0 | 93 | 371 |
| 13 La Vega | 93 | 4743 | 55% | 20% | 55% | 57% | 24 | 14 | 2291 | 1776 | 2 | 0 | 304 | 178 | 6 | 1 | 1234 | 839 | 3 | 0 | 312 | 93 | 2 | 0 | 337 | 1223 |
| 14 María Trinidad Sánchez | 38 | 1938 | 58% | 16% | 66% | 83% | 7 | 0 | 714 | 553 | 0 | 0 | 88 | 65 | 22 | 3 | 741 | 565 | 0 | 0 | 79 | 33 | 0 | 0 | 44 | 205 |
| 15 Monte Cristi | 44 | 2244 | 80% | 73% | 61% | 83% | 13 | 11 | 683 | 874 | 0 | 0 | 65 | 48 | 13 | 20 | 358 | 501 | 1 | 2 | 145 | 41 | 10 | 1 | 115 | 512 |
| 16 Pedernales | 16 | 816 | 56% | 19% | 58% | 55% | 8 | 1 | 371 | 225 | 0 | 0 | 7 | 8 | 11 | 3 | 193 | 327 | 0 | 0 | 30 | 10 | 0 | 0 | 5 | 58 |
| 17 Peravia | 45 | 2295 | 76% | 64% | 78% | 82% | 7 | 6 | 934 | 859 | 0 | 1 | 72 | 51 | 4 | 2 | 398 | 507 | 1 | 0 | 126 | 69 | 5 | 0 | 113 | 662 |
| 18 Puerto Plata | 64 | 3264 | 61% | 52% | 61% | 72% | 21 | 16 | 555 | 1381 | 1 | 0 | 59 | 138 | 36 | 28 | 959 | 998 | 1 | 1 | 132 | 73 | 2 | 0 | 55 | 717 |
| 19 Hermanas Mirabal | 32 | 1632 | 88% | 100% | 86% | 96% | 10 | 2 | 509 | 378 | 0 | 0 | 83 | 53 | 6 | 2 | 198 | 319 | 1 | 0 | 29 | 24 | 2 | 1 | 38 | 288 |
| 20 Samaná | 36 | 1836 | 78% | 28% | 58% | 75% | 17 | 1 | 295 | 338 | 2 | 0 | 28 | 18 | 30 | 1 | 532 | 644 | 0 | 1 | 14 | 7 | 1 | 0 | 39 | 142 |
| 21 San Cristóbal | 85 | 4335 | 59% | 54% | 63% | 69% | 28 | 27 | 2579 | 1899 | 2 | 2 | 328 | 354 | 7 | 2 | 2141 | 2266 | 0 | 0 | 340 | 82 | 3 | 2 | 238 | 887 |
| 22 San Juan | 88 | 4488 | 51% | 59% | 69% | 72% | 21 | 7 | 1303 | 1128 | 6 | 5 | 218 | 237 | 4 | 5 | 246 | 190 | 0 | 0 | 93 | 28 | 10 | 3 | 124 | 548 |
| 23 San Pedro de Macorís | 73 | 3723 | 64% | 29% | 66% | 68% | 14 | 2 | 1288 | 1259 | 2 | 0 | 240 | 200 | 27 | 2 | 592 | 510 | 0 | 0 | 188 | 79 | 2 | 0 | 103 | 504 |
| 24 Sánchez Ramírez | 43 | 2193 | 74% | 63% | 90% | 84% | 33 | 7 | 1141 | 980 | 0 | 0 | 108 | 165 | 10 | 1 | 317 | 381 | 0 | 0 | 54 | 26 | 0 | 0 | 65 | 593 |
| 25 Santiago | 140 | 7140 | 48% | 50% | 57% | 68% | 35 | 35 | 4166 | 3527 | 3 | 2 | 483 | 420 | 42 | 20 | 1607 | 1398 | 4 | 0 | 916 | 137 | 5 | 8 | 590 | 2034 |
| 26 Santiago. Rodríguez | 28 | 1428 | 50% | 57% | 51% | 61% | 0 | 2 | 18 | 89 | 0 | 0 | 0 | 4 | 0 | 3 | 7 | 64 | 0 | 0 | 3 | 3 | 0 | 1 | 10 | 45 |
| 27 Valverde | 48 | 2448 | 63% | 44% | 74% | 78% | 7 | 4 | 634 | 706 | 0 | 1 | 80 | 71 | 2 | 7 | 261 | 240 | 0 | 0 | 59 | 23 | 0 | 2 | 131 | 367 |
| 28 Monseñor Nouel | 47 | 2397 | 64% | 64% | 61% | 69% | 4 | 8 | 555 | 579 | 0 | 1 | 63 | 75 | 47 | 7 | 277 | 124 | 0 | 0 | 77 | 12 | 0 | 0 | 159 | 182 |
| 29 Monte Plata | 55 | 2805 | 55% | 9% | 62% | 60% | 24 | 3 | 1597 | 1208 | 3 | 0 | 123 | 63 | 6 | 1 | 413 | 255 | 0 | 0 | 84 | 32 | 4 | 0 | 87 | 312 |
| 30 Hato Mayor | 43 | 2193 | 91% | 28% | 99% | 92% | 16 | 6 | 817 | 943 | 0 | 0 | 75 | 48 | 31 | 2 | 603 | 662 | 0 | 0 | 114 | 36 | 3 | 0 | 66 | 225 |
| 31 San Jose de Ocoa | 32 | 1632 | 88% | 100% | 85% | 91% | 6 | 5 | 572 | 384 | 1 | 0 | 105 | 73 | 1 | 2 | 230 | 148 | 0 | 0 | 48 | 15 | 0 | 0 | 100 | 221 |
| 32 Santo Domingo | 305 | 15555 | 41% | 11% | 46% | 38% | 111 | 27 | 10261 | 7885 | 17 | 7 | 1569 | 1461 | 50 | 32 | 3684 | 3262 | 6 | 2 | 756 | 410 | 5 | 5 | 764 | 2636 |
| TOTAL PAIS | 2241 | 114291 | 55% | 33% | 59% | 63% | 619 | 240 | 48168 | 42913 | 165 | 22 | 10737 | 11063 | 496 | 170 | 22448 | 21794 | 52 | 8 | 6011 | 1952 | 247 | 29 | 9485 | 18910 |

n.d.= no disponible

n.d.= no disponible

Cobertura de notificación semanal: para esta semana notificaron 744 unidades de los 2,241 inscritos, para un 33% de cobertura, siendo la más baja que se ha alcanzado en las últimas 4 semanas

Para los siguientes eventos, se presentó un aumento ($\geq 25\%$) en las siguientes provincias: Conjuntivitis en Espaillat (90%) y Monseñor Nouel (50%); Enfermedad Transmitida por alimentos en El Seibo (53%), Espaillat (38%) y Monte Cristi (35%); Varicela en Santiago (38%), estamos en la espera de la verificación de los casos por parte del epidemiólogo de la DPS. Para la Hepatitis Virica Aguda y la Parotiditis Viral no se presentaron alarmas en esta semana.