

Boletín Epidemiológico Semanal

El Boletín Epidemiológico Semanal es el instrumento de difusión oficial que utiliza la MSP para dar a conocer la situación epidemiológica de los eventos sujetos a notificación obligatoria que se vigilan a través del módulo de vigilancia especial y del módulo de alerta temprana.

Enfermedades/eventos de vigilancia individual

*Cólera
*Dengue Clásico\Hemorrágico\SSD
* Difteria
*Enfermedad Febril Eruptiva
*Enfermedad Febril Respiratoria (ETI-IRAG)
*Enfermedad Meningocócica
*Exposición Rábica\Rabia Humana
* Malaria
*Meningitis todas las formas
*Parálisis Flácida\Poliomielitis
*Tétanos Neonatal
*Tétanos otras edades
*Tosferina
*Sintomático respiratorio/Tuberculosis
*Muerte Infantil
*Muerte Materna

Volumen

Boletín semanal

18

Desde el (01/05/2011) al (07/05/2011)

Dirección

C\ Santo Tomas de Aquino # 1, esq. Correa y Cidrón, Zona Universitaria, Distrito Nacional, Rep. Dominicana

Teléfonos:

809-686-9140

809-686-7347

809- 686-5337

1-809-200-4091

Fax: 809-689-8395

Email: sespas1@codetel.net.do

Web: www.sespasdigepi.gob.do

Contenido

Enfermedades transmitidas por vectores

Enfermedades transmitidas por contacto directo

Enfermedades zoonóticas

Enfermedades prevenibles por vacunas

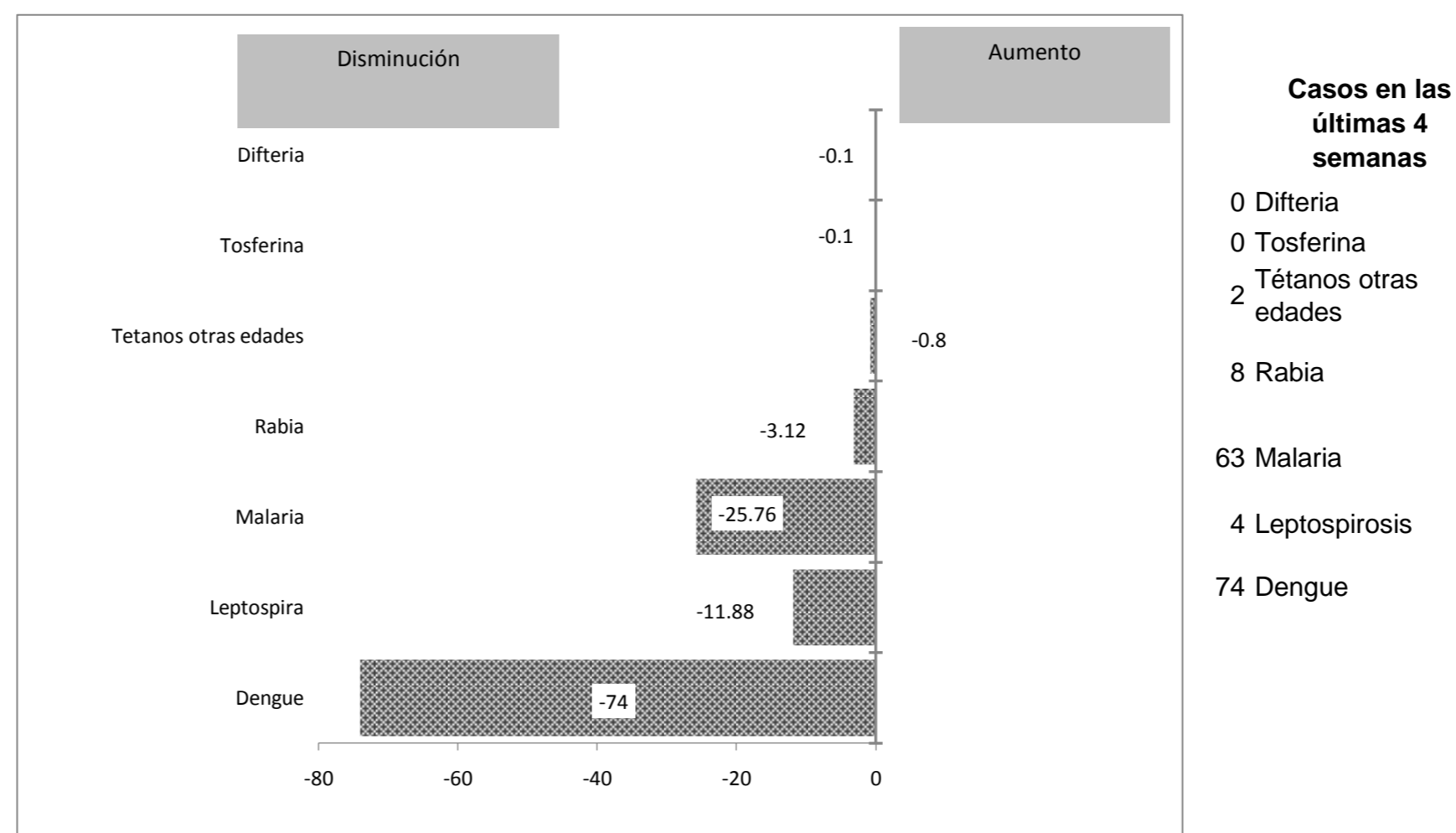
Influenza y otros virus respiratorios

Mortalidad infantil y materna

Situación Nacional de los Enfermedades Bajo Vigilancia Especial

Las enfermedades bajo vigilancia especial durante la semana epidemiológica 18, se mantienen en control, observándose disminución para la leptospirosis, rabia animal, malaria y dengue en base a los datos registrados en las cuatro semanas previas, comparadas con datos históricos de los últimos cinco años.

Grafico No. 1 Reporte de enfermedades seleccionadas de notificación obligatoria, República Dominicana. Comparación de 4 semanas previas con datos históricos, últimos cinco años, 07 de Mayo 2011



Alerta y Respuesta Rápida

Emergencia de importancia internacional: no hubo novedad

Emergencias de importancia nacional: no hubo novedad



República Dominicana
Ministerio de Salud Pública y Asistencia Social
 Dirección General de Epidemiología
 Sistema Nacional de Vigilancia Epidemiológica



| PROVINCIA | DENGUE | | | | | | | | | | | | | | MALARIA | | | | | | | | | | | |
|---------------------------|---------------------------|----------|-------------|------------|---------------------------------------|----------|------------|-----------|-----------------------|----------|-----------|----------|-----------------|-------------|-----------------|-----------------------------|----------|------------|------------|-----------------------|----------|----------|----------|-----------------|-------------|-----------------|
| | Número de casos probables | | | | Número de casos de dengue hemorrágico | | | | Número de defunciones | | | | Tasa incidencia | | Var. % de tasas | Numero de casos confirmados | | | | Numero de defunciones | | | | Tasa incidencia | | Var. % de tasas |
| | SE 18 | | SE 1- 18 | | SE 18 | | SE 1- 18 | | SE 18 | | SE 1- 18 | | SE 1- 18 | | | SE 18 | | SE 1- 18 | | SE 1- 18 | | | | | | |
| | 2010 | 2011 | 2010 | 2011 | 2010 | 2011 | 2010 | 2011 | 2010 | 2011 | 2010 | 2011 | 2010 | 2011 | 2010 | 2011 | 2010 | 2011 | 2010 | 2011 | 2010 | 2011 | | | | |
| 01 Distrito Nacional | 9 | 0 | 270 | 35 | 0 | 0 | 22 | 0 | 0 | 0 | 1 | 0 | 70.2 | 9.0 | -87% | 0 | 0 | 12 | 3 | 0 | 0 | 0 | 0 | 3.1 | 0.8 | -75% |
| 02 Azua | 10 | 0 | 98 | 23 | 0 | 0 | 5 | 2 | 0 | 0 | 0 | 0 | 116.9 | 27.1 | -77% | 1 | 2 | 52 | 64 | 0 | 0 | 0 | 0 | 62.0 | 75.5 | 22% |
| 03 Bahoruco | 0 | 0 | 12 | 0 | 0 | 0 | 2 | 0 | 0 | 0 | 0 | 0 | 30.2 | 0.0 | -100% | 0 | 0 | 4 | 36 | 0 | 0 | 0 | 0 | 10.1 | 89.3 | 789% |
| 04 Barahona | 1 | 0 | 28 | 6 | 0 | 0 | 4 | 2 | 0 | 0 | 0 | 0 | 40.3 | 8.6 | -79% | 0 | 0 | 2 | 5 | 0 | 0 | 0 | 0 | 2.9 | 7.1 | 148% |
| 05 Dajabón | 1 | 0 | 30 | 1 | 0 | 0 | 2 | 0 | 0 | 0 | 0 | 0 | 129.4 | 4.3 | -97% | 9 | 1 | 165 | 143 | 0 | 0 | 0 | 2 | 711.9 | 613.3 | -14% |
| 06 Duarte | 7 | 0 | 137 | 20 | 0 | 0 | 8 | 0 | 0 | 0 | 1 | 0 | 132.3 | 19.2 | -85% | 1 | 0 | 1 | 0 | 0 | 0 | 0 | 0 | 1.0 | 0.0 | -100% |
| 07Elías Piña | 0 | 0 | 0 | 0 | 0 | 0 | 0 | 1 | 0 | 0 | 0 | 0 | 0.0 | 0.0 | ** | 0 | 0 | 11 | 14 | 0 | 0 | 0 | 0 | 44.1 | 55.6 | 26% |
| 08 El Seibo | 1 | 0 | 3 | 3 | 0 | 0 | 0 | 0 | 0 | 0 | 0 | 0 | 8.2 | 8.1 | -1% | 0 | 0 | 17 | 2 | 0 | 0 | 0 | 0 | 46.3 | 5.4 | -88% |
| 09 Espaillat | 8 | 0 | 117 | 40 | 1 | 0 | 12 | 1 | 0 | 0 | 0 | 0 | 142.6 | 48.4 | -66% | 0 | 0 | 2 | 7 | 0 | 0 | 0 | 1 | 2.4 | 8.5 | 248% |
| 10 Independencia | 0 | 0 | 10 | 4 | 0 | 0 | 0 | 1 | 0 | 0 | 0 | 0 | 52.3 | 20.6 | -61% | 0 | 2 | 2 | 85 | 0 | 0 | 0 | 2 | 10.5 | 438.3 | 4089% |
| 11 La Altagracia | 0 | 0 | 11 | 1 | 0 | 0 | 1 | 0 | 0 | 0 | 0 | 0 | 13.9 | 1.2 | -91% | 0 | 0 | 52 | 41 | 0 | 0 | 0 | 0 | 65.5 | 50.4 | -23% |
| 12 La Romana | 1 | 0 | 49 | 1 | 1 | 0 | 9 | 0 | 0 | 0 | 0 | 0 | 57.5 | 1.2 | -98% | 0 | 0 | 15 | 1 | 0 | 0 | 0 | 0 | 17.6 | 1.2 | -93% |
| 13 La Vega | 10 | 0 | 201 | 45 | 0 | 0 | 20 | 0 | 0 | 0 | 1 | 0 | 135.2 | 30.0 | -78% | 0 | 0 | 2 | 3 | 0 | 0 | 0 | 0 | 1.3 | 2.0 | 49% |
| 14 Maria Trinidad Sánchez | 0 | 0 | 7 | 16 | 0 | 0 | 1 | 1 | 0 | 0 | 0 | 0 | 14.3 | 32.5 | 127% | 0 | 0 | 0 | 0 | 0 | 0 | 0 | 0 | 0.0 | 0.0 | ** |
| 15 Montecristi | 5 | 0 | 139 | 16 | 1 | 0 | 20 | 0 | 0 | 0 | 0 | 0 | 332.3 | 37.9 | -89% | 4 | 0 | 44 | 14 | 0 | 0 | 1 | 0 | 105.2 | 33.2 | -68% |
| 16 Pedernales | 2 | 0 | 4 | 4 | 0 | 0 | 1 | 0 | 0 | 0 | 0 | 0 | 45.4 | 44.7 | -1% | 0 | 0 | 1 | 4 | 0 | 0 | 0 | 0 | 11.3 | 44.7 | 294% |
| 17 Peravia | 12 | 0 | 67 | 24 | 1 | 0 | 25 | 4 | 1 | 0 | 1 | 0 | 95.7 | 33.8 | -65% | 0 | 0 | 0 | 0 | 0 | 0 | 0 | 0 | 0.0 | 0.0 | ** |
| 18 Puerto Plata | 1 | 0 | 105 | 32 | 1 | 0 | 6 | 0 | 0 | 0 | 1 | 0 | 92.6 | 28.0 | -70% | 0 | 0 | 3 | 0 | 0 | 0 | 0 | 0 | 2.6 | 0.0 | -100% |
| 19 Hermanas Mirabal | 5 | 0 | 115 | 34 | 0 | 0 | 7 | 0 | 0 | 0 | 1 | 0 | 321.7 | 94.9 | -71% | 0 | 0 | 0 | 0 | 0 | 0 | 0 | 0 | 0.0 | 0.0 | ** |
| 20 Samaná | 0 | 0 | 17 | 1 | 0 | 0 | 1 | 0 | 0 | 0 | 0 | 0 | 49.7 | 2.9 | -94% | 0 | 0 | 0 | 0 | 0 | 0 | 0 | 0 | 0.0 | 0.0 | ** |
| 21 San Cristóbal | 3 | 0 | 80 | 19 | 0 | 0 | 13 | 1 | 0 | 0 | 0 | 0 | 35.0 | 8.2 | -77% | 0 | 0 | 10 | 8 | 0 | 0 | 0 | 0 | 4.4 | 3.4 | -22% |
| 22 San Juan de la Maguana | 0 | 0 | 6 | 6 | 0 | 0 | 2 | 0 | 0 | 0 | 0 | 0 | 7.1 | 7.1 | 0% | 0 | 0 | 12 | 4 | 0 | 0 | 0 | 0 | 14.1 | 4.7 | -67% |
| 23 San Pedro de Macorís | 0 | 0 | 21 | 6 | 0 | 0 | 11 | 1 | 0 | 0 | 0 | 0 | 18.0 | 5.1 | -72% | 0 | 0 | 4 | 2 | 0 | 0 | 0 | 0 | 3.4 | 1.7 | -51% |
| 24 Sánchez Ramírez | 5 | 0 | 51 | 7 | 1 | 0 | 12 | 1 | 0 | 0 | 0 | 0 | 94.3 | 12.9 | -86% | 0 | 0 | 0 | 0 | 0 | 0 | 1 | 0 | 0.0 | 0.0 | ** |
| 25 Santiago | 35 | 0 | 584 | 58 | 11 | 0 | 121 | 4 | 0 | 0 | 4 | 0 | 161.3 | 15.8 | -90% | 1 | 0 | 6 | 9 | 0 | 0 | 0 | 0 | 1.7 | 2.5 | 48% |
| 26 Santiago. Rodríguez | 2 | 0 | 13 | 0 | 0 | 0 | 2 | 0 | 0 | 0 | 1 | 0 | 68.5 | 0.0 | -100% | 0 | 0 | 0 | 2 | 0 | 0 | 0 | 0 | 0.0 | 10.6 | ** |
| 27 Valverde | 6 | 0 | 77 | 12 | 1 | 0 | 13 | 0 | 0 | 0 | 0 | 0 | 116.9 | 18.0 | -85% | 11 | 1 | 47 | 27 | 0 | 0 | 0 | 1 | 71.4 | 40.5 | -43% |
| 28 Monseñor Nouel | 2 | 0 | 67 | 8 | 0 | 0 | 12 | 0 | 0 | 0 | 1 | 0 | 99.5 | 11.7 | -88% | 0 | 0 | 0 | 0 | 0 | 0 | 0 | 0 | 0.0 | 0.0 | ** |
| 29 Monte Plata | 8 | 0 | 43 | 5 | 1 | 0 | 7 | 0 | 0 | 0 | 0 | 0 | 59.1 | 6.8 | -89% | 0 | 0 | 0 | 0 | 0 | 0 | 0 | 0 | 0.0 | 0.0 | ** |
| 30 Hato mayor | 3 | 0 | 22 | 2 | 0 | 0 | 0 | 0 | 0 | 0 | 0 | 0 | 70.0 | 6.3 | -91% | 0 | 0 | 0 | 1 | 0 | 0 | 0 | 0 | 0.0 | 3.2 | ** |
| 31 San José de Ocoa | 4 | 0 | 13 | 5 | 0 | 0 | 3 | 0 | 0 | 0 | 0 | 0 | 54.3 | 20.9 | -62% | 0 | 0 | 0 | 0 | 0 | 0 | 0 | 0 | 0.0 | 0.0 | ** |
| 32 Santo Domingo | 16 | 0 | 692 | 63 | 0 | 0 | 77 | 6 | 0 | 0 | 0 | 0 | 90.9 | 8.1 | -91% | 1 | 0 | 119 | 29 | 0 | 0 | 1 | 1 | 15.6 | 3.7 | -76% |
| Extranjera | 0 | | 0 | 0 | 0 | 0 | 0 | 0 | 0 | 0 | 0 | 0 | | | | 16 | 2 | 148 | 191 | 0 | 0 | 0 | 0 | | | |
| TOTAL PAÍS | 157 | 0 | 3089 | 497 | 19 | 0 | 419 | 25 | 1 | 0 | 12 | 0 | 90.3 | 14.3 | -84% | 44 | 8 | 731 | 695 | 0 | 0 | 3 | 7 | 21.4 | 20.1 | -6% |

| Casos de enf. febriles hemorrágicas | | | |
|-------------------------------------|------|------|------|
| Enfermedad | 2009 | 2010 | 2011 |
| Dengue hemorrágico | 995 | 1112 | 25 |
| Fiebre amarilla | | | |
| Fiebre de Nilo de Oeste | | | |

Dengue: en esta semana se notificaron 18 casos de dengue, todo clásico. En lo que va de año se han reportado 497 casos de dengue incluyendo 25 hemorrágicos. No hay defunción. Se reporta una positividad baja a nivel nacional de un 44%. Las muestras para aislamiento viral captadas a través de encuestas de febriles realizadas en ocho provincias (San Cristóbal, Peravia, San Pedro de Macorís, Distrito Nacional, Santo Domingo, Monseñor Nouel y La Vega), y procesadas en el laboratorio del CDC en Puerto Rico fueron negativas a virus de dengue.

Malaria: en esta semana fueron reportados 8 casos nuevos de malaria para un total de 695 casos notificados hasta la fecha. Las provincias que registraron más de un caso en esta semana fueron Azua e Independencia. Dos casos adicionales corresponden a casos importados desde Haití. Los acumulados provinciales del año pertenece a los casos autóctonos, en cuyos números no se cuentan los casos importados a las provincias, que figuran en el acumulado de origen "extranjera".

(**) No casos año previo



República Dominicana
Ministerio de Salud Pública y Asistencia Social
Dirección General de Epidemiología
Sistema Nacional de Vigilancia Epidemiológica



| PROVINCIA | Meningitis (todas las formas) | | | | | | | | Enfermedad Meningococica | | | | | | | | | | | | | |
|---------------------------|-------------------------------|----------|-----------|-----------|-----------------|------------|-----------------|-----------------------|--------------------------|-----------|----------|---------------------------|----------|-----------|----------|-----------------|------------|-----------------|-----------------------|----------|-----------|----------|
| | Numero de casos probables | | | | Tasa incidencia | | Var. % de tasas | Numero de defunciones | | | | Numero de casos probables | | | | Tasa incidencia | | Var. % de tasas | Numero de defunciones | | | |
| | SE 18 | | SE 1- 18 | | SE 1- 18 | | | SE 18 | | SE 1- 18 | | SE 18 | | SE 1- 18 | | SE 1- 18 | | | SE 18 | | SE 1- 18 | |
| | 2010 | 2011 | 2010 | 2011 | 2010 | 2011 | 2010 | 2011 | 2010 | 2011 | 2010 | 2011 | 2010 | 2011 | 2010 | 2011 | 2010 | 2011 | 2010 | 2011 | 2010 | 2011 |
| 01 Distrito Nacional | 1 | 0 | 9 | 5 | 2.3 | 1.3 | -45% | 0 | 0 | 0 | 0 | 0 | 0 | 0 | 1 | 0.0 | 0.3 | ** | 0 | 0 | 0 | 0 |
| 02 Azua | 0 | 0 | 1 | 2 | 1.2 | 2.4 | 98% | 0 | 0 | 1 | 1 | 0 | 0 | 1 | 0 | 1.2 | 0.0 | -100% | 0 | 0 | 0 | 0 |
| 03 Bahoruco | 0 | 0 | 1 | 0 | 2.5 | 0.0 | -100% | 0 | 0 | 0 | 0 | 0 | 0 | 0 | 0 | 0.0 | 0.0 | ** | 0 | 0 | 3 | 0 |
| 04 Barahona | 0 | 0 | 2 | 1 | 2.9 | 1.4 | -50% | 0 | 0 | 0 | 0 | 0 | 0 | 0 | 0 | 0.0 | 0.0 | ** | 0 | 0 | 0 | 0 |
| 05 Dajabón | 0 | 0 | 1 | 2 | 4.3 | 8.6 | 99% | 0 | 0 | 1 | 1 | 0 | 0 | 0 | 0 | 0.0 | 0.0 | ** | 0 | 0 | 0 | 0 |
| 06 Duarte | 0 | 0 | 1 | 0 | 1.0 | 0.0 | -100% | 0 | 0 | 1 | 0 | 0 | 0 | 3 | 0 | 2.9 | 0.0 | -100% | 0 | 0 | 0 | 0 |
| 07 Elías Piña | 0 | 0 | 0 | 1 | 0.0 | 4.0 | ** | 0 | 0 | 0 | 0 | 0 | 0 | 0 | 0 | 0.0 | 0.0 | ** | 0 | 0 | 0 | 0 |
| 08 El Seybo | 0 | 0 | 1 | 0 | 2.7 | 0.0 | -100% | 0 | 0 | 0 | 0 | 0 | 0 | 0 | 0 | 0.0 | 0.0 | ** | 0 | 0 | 0 | 0 |
| 09 Espaillat | 0 | 0 | 4 | 2 | 4.9 | 2.4 | -50% | 0 | 0 | 0 | 2 | 0 | 0 | 0 | 0 | 0.0 | 0.0 | ** | 0 | 0 | 0 | 0 |
| 10 Independencia | 0 | 0 | 0 | 0 | 0.0 | 0.0 | ** | 0 | 0 | 0 | 0 | 0 | 0 | 0 | 0 | 0.0 | 0.0 | ** | 0 | 0 | 0 | 0 |
| 11 La Altagracia | 0 | 0 | 2 | 1 | 2.5 | 1.2 | -51% | 0 | 0 | 0 | 0 | 0 | 0 | 0 | 0 | 0.0 | 0.0 | ** | 0 | 0 | 0 | 0 |
| 12 La Romana | 0 | 0 | 2 | 2 | 2.3 | 2.3 | -1% | 0 | 0 | 0 | 0 | 0 | 0 | 0 | 0 | 0.0 | 0.0 | ** | 0 | 0 | 0 | 0 |
| 13 La Vega | 0 | 0 | 1 | 0 | 0.7 | 0.0 | -100% | 0 | 0 | 0 | 0 | 0 | 0 | 1 | 0 | 0.7 | 0.0 | -100% | 0 | 0 | 1 | 0 |
| 14 Maria Trinidad Sánchez | 0 | 0 | 0 | 0 | 0.0 | 0.0 | ** | 0 | 0 | 0 | 0 | 0 | 0 | 0 | 0 | 0.0 | 0.0 | ** | 0 | 0 | 0 | 0 |
| 15 Montecristi | 0 | 0 | 1 | 1 | 2.4 | 2.4 | -1% | 0 | 0 | 0 | 0 | 0 | 0 | 0 | 0 | 0.0 | 0.0 | ** | 0 | 0 | 0 | 0 |
| 17 Pedernales | 0 | 0 | 0 | 0 | 0.0 | 0.0 | ** | 0 | 0 | 0 | 0 | 0 | 0 | 0 | 0 | 0.0 | 0.0 | ** | 0 | 0 | 0 | 0 |
| 17 Peravia | 0 | 0 | 3 | 1 | 4.3 | 1.4 | -67% | 0 | 0 | 1 | 0 | 1 | 0 | 2 | 0 | 2.9 | 0.0 | -100% | 1 | 0 | 2 | 0 |
| 18 Puerto Plata | 0 | 0 | 0 | 1 | 0.0 | 0.9 | ** | 0 | 0 | 0 | 0 | 0 | 0 | 1 | 0 | 0.0 | 0.9 | ** | 0 | 0 | 0 | 1 |
| 19 Hermanas Mirabal | 0 | 0 | 0 | 0 | 0.0 | 0.0 | ** | 0 | 0 | 0 | 0 | 0 | 0 | 0 | 0 | 0.0 | 0.0 | ** | 0 | 0 | 0 | 0 |
| 20 Samaná | 0 | 0 | 1 | 1 | 2.9 | 2.9 | -1% | 0 | 0 | 0 | 0 | 0 | 0 | 0 | 0 | 0.0 | 0.0 | ** | 0 | 0 | 0 | 0 |
| 21 San Cristóbal | 0 | 0 | 3 | 2 | 1.3 | 0.9 | -35% | 0 | 0 | 1 | 1 | 0 | 0 | 1 | 1 | 0.4 | 0.4 | -2% | 0 | 0 | 1 | 0 |
| 22 San Juan de la Maguana | 0 | 0 | 0 | 0 | 0.0 | 0.0 | ** | 0 | 0 | 0 | 0 | 0 | 0 | 0 | 0 | 0.0 | 0.0 | ** | 0 | 0 | 0 | 0 |
| 23 San Pedro de Macorís | 0 | 0 | 1 | 1 | 0.9 | 0.8 | -1% | 0 | 0 | 0 | 0 | 0 | 0 | 0 | 0 | 0.0 | 0.0 | ** | 0 | 0 | 0 | 0 |
| 24 Sánchez Ramírez | 0 | 0 | 1 | 1 | 1.8 | 1.8 | 0% | 0 | 0 | 0 | 0 | 0 | 0 | 0 | 0 | 0.0 | 0.0 | ** | 0 | 0 | 0 | 0 |
| 25 Santiago | 1 | 0 | 13 | 5 | 3.6 | 1.4 | -62% | 1 | 0 | 6 | 0 | 0 | 1 | 0 | 1 | 0.0 | 0.3 | ** | 0 | 0 | 0 | 0 |
| 26 Santiago. Rodríguez | 0 | 0 | 0 | 0 | 0.0 | 0.0 | ** | 0 | 0 | 0 | 0 | 0 | 0 | 0 | 0 | 0.0 | 0.0 | ** | 0 | 0 | 0 | 0 |
| 27 Valverde | 0 | 0 | 1 | 0 | 1.5 | 0.0 | -100% | 0 | 0 | 1 | 0 | 0 | 0 | 0 | 0 | 0.0 | 0.0 | ** | 0 | 0 | 0 | 0 |
| 28 Monseñor Nouel | 0 | 0 | 0 | 0 | 0.0 | 0.0 | ** | 0 | 0 | 0 | 0 | 0 | 0 | 0 | 0 | 0.0 | 0.0 | ** | 0 | 0 | 0 | 0 |
| 29 Monte Plata | 0 | 0 | 2 | 2 | 2.7 | 2.7 | -1% | 0 | 0 | 0 | 0 | 0 | 0 | 1 | 0 | 1.4 | 0.0 | -100% | 0 | 0 | 1 | 0 |
| 30 Hato mayor | 0 | 0 | 0 | 1 | 0.0 | 3.2 | ** | 0 | 0 | 0 | 0 | 0 | 0 | 0 | 0 | 0.0 | 0.0 | ** | 0 | 0 | 0 | 0 |
| 31 San Jose de Ocoa | 0 | 0 | 0 | 1 | 0.0 | 4.2 | ** | 0 | 0 | 0 | 0 | 0 | 0 | 0 | 0 | 0.0 | 0.0 | ** | 0 | 0 | 0 | 0 |
| 32 Santo Domingo | 0 | 0 | 19 | 11 | 2.5 | 1.4 | -43% | 0 | 0 | 1 | 2 | 0 | 0 | 6 | 2 | 0.8 | 0.3 | -67% | 0 | 0 | 4 | 0 |
| Extranjera | 0 | 0 | 1 | 1 | | | | 0 | 0 | 1 | 1 | 0 | 0 | 0 | 0 | | | | 0 | 0 | 0 | 0 |
| TOTAL PAIS | 2 | 0 | 71 | 45 | 2.1 | 1.3 | -37% | 1 | 0 | 14 | 8 | 1 | 1 | 15 | 6 | 0.4 | 0.2 | -61% | 1 | 0 | 12 | 1 |

Meningitis Bacteriana: no hubo notificaciones.

Enfermedad Meningococica: se notificó un caso, se trata de un masculino de 34 años de edad residente en las cayenas de la provincia Santiago, con líquido cefalorraquídeo positivo a Neiseria sp, con evolución favorable, se tomaron las medidas de control como quimioprofilaxis. Hasta la fecha tenemos 6 casos notificados de Meningococemia.

(**) No casos año previo



| PROVINCIA | Rabia | | | | | | | | | | | | Leptospirosis | | | | | | | | | | | | |
|---------------------------|------------------------------|----------|-----------|-----------|-----------------|------------|-----------------|--------------------------------------------|------------|--------------|--------------|-----------------|------------------------------|----------|----------|----------|---------------------------|----------|-----------|-----------|-----------------|-----------------------|----------|----------|----------|
| | Número de casos rabia animal | | | | Tasa incidencia | | Var. % de tasas | Número de personas agredidas por animales* | | | | Var. % de casos | Número de casos rabia humana | | | | Número de casos probables | | | | Var. % de casos | Número de defunciones | | | |
| | SE 18 | | SE 1-18 | | SE 1-18 | | | SE 18 | | SE 1-18 | | | SE 18 | | SE 1-18 | | SE 18 | | SE 1-18 | | | SE 18 | | SE 1-18 | |
| | 2010 | 2011 | 2010 | 2011 | 2010 | 2011 | 2010 | 2011 | 2010 | 2011 | 2010 | 2011 | 2010 | 2011 | 2010 | 2011 | 2010 | 2011 | 2010 | 2011 | 2010 | 2011 | 2010 | 2011 | |
| 01 Distrito Nacional | 0 | 0 | 17 | 3 | 1.1 | 0.2 | -83% | 297 | 220 | 5622 | 5580 | -1% | 0 | 0 | 0 | 0 | 0 | 0 | 4 | 2 | -0.5 | 0 | 0 | 0 | 0 |
| 02 Azua | 0 | 0 | 0 | 0 | 0.0 | 0.0 | ** | 10 | 1 | 212 | 181 | -15% | 0 | 0 | 0 | 0 | 0 | 0 | 0 | 0 | ** | 0 | 0 | 0 | 0 |
| 03 Bahoruco | 0 | 0 | 0 | 0 | 0.0 | 0.0 | ** | 14 | 4 | 48 | 39 | -19% | 0 | 0 | 0 | 0 | 0 | 0 | 0 | 0 | ** | 0 | 0 | 0 | 0 |
| 04 Barahona | 0 | 0 | 0 | 0 | 0.0 | 0.0 | ** | 18 | 0 | 228 | 190 | -17% | 0 | 0 | 0 | 0 | 0 | 0 | 0 | 0 | ** | 0 | 0 | 0 | 0 |
| 05 Dajabón | 0 | 0 | 5 | 0 | 5.4 | 0.0 | -100% | 1 | 0 | 22 | 20 | -9% | 0 | 0 | 0 | 0 | 0 | 0 | 1 | 0 | -1 | 0 | 0 | 0 | 0 |
| 06 Duarte | 0 | 0 | 0 | 1 | 0.0 | 0.2 | ** | 3 | 3 | 87 | 79 | -9% | 0 | 0 | 0 | 0 | 0 | 0 | 5 | 1 | -0.8 | 0 | 0 | 0 | 0 |
| 07 Elías Piña | 0 | 1 | 0 | 2 | 0.0 | 2.0 | ** | 0 | 0 | 35 | 31 | -11% | 0 | 0 | 0 | 0 | 0 | 0 | 1 | 0 | -1 | 0 | 0 | 0 | 0 |
| 08 El Seybo | 0 | 0 | 0 | 0 | 0.0 | 0.0 | ** | 4 | 12 | 90 | 101 | 12% | 0 | 0 | 0 | 0 | 0 | 0 | 0 | 0 | ** | 0 | 0 | 0 | 0 |
| 09 Espaillat | 0 | 0 | 0 | 0 | 0.0 | 0.0 | ** | 2 | 0 | 76 | 71 | -7% | 0 | 0 | 0 | 0 | 0 | 0 | 6 | 0 | -1 | 0 | 0 | 0 | 0 |
| 10 Independencia | 0 | 0 | 0 | 0 | 0.0 | 0.0 | ** | 5 | 5 | 113 | 100 | -12% | 0 | 0 | 0 | 0 | 0 | 0 | 0 | 0 | ** | 0 | 0 | 0 | 0 |
| 11 La Altagracia | 0 | 0 | 0 | 0 | 0.0 | 0.0 | ** | 1 | 2 | 40 | 51 | 28% | 0 | 0 | 0 | 0 | 0 | 0 | 1 | 1 | 0 | 0 | 0 | 0 | 0 |
| 12 La Romana | 0 | 0 | 2 | 0 | 0.6 | 0.0 | -100% | 10 | 4 | 161 | 152 | -6% | 0 | 0 | 0 | 0 | 0 | 0 | 0 | 0 | ** | 0 | 0 | 0 | 0 |
| 13 La Vega | 0 | 0 | 1 | 0 | 0.2 | 0.0 | -100% | 26 | 0 | 336 | 273 | -19% | 0 | 0 | 0 | 0 | 0 | 0 | 3 | 3 | 0 | 0 | 0 | 0 | 0 |
| 14 María Trinidad Sánchez | 0 | 0 | 1 | 0 | 0.5 | 0.0 | -100% | 2 | 2 | 70 | 61 | -13% | 0 | 0 | 0 | 0 | 0 | 0 | 0 | 0 | ** | 0 | 0 | 0 | 0 |
| 15 Montecristi | 0 | 0 | 0 | 0 | 0.0 | 0.0 | ** | 7 | 0 | 96 | 79 | -18% | 0 | 0 | 0 | 0 | 0 | 0 | 6 | 1 | -0.833 | 0 | 0 | 0 | 0 |
| 16 Pedernales | 0 | 0 | 0 | 0 | 0.0 | 0.0 | ** | 1 | 2 | 85 | 88 | 4% | 0 | 0 | 0 | 0 | 0 | 0 | 0 | 0 | ** | 0 | 0 | 0 | 0 |
| 17 Peravia | 0 | 0 | 8 | 1 | 2.9 | 0.4 | -88% | 12 | 14 | 432 | 421 | -3% | 0 | 0 | 0 | 0 | 0 | 0 | 0 | 0 | ** | 0 | 0 | 0 | 0 |
| 18 Puerto Plata | 0 | 0 | 0 | 3 | 0.0 | 0.7 | ** | 6 | 1 | 63 | 60 | -5% | 0 | 0 | 0 | 0 | 1 | 0 | 5 | 2 | -0.6 | 0 | 0 | 1 | 0 |
| 19 Hermanas Mirabal | 0 | 0 | 1 | 1 | 0.7 | 0.7 | 0% | 9 | 8 | 75 | 72 | -4% | 0 | 0 | 0 | 0 | 0 | 0 | 1 | ** | 0 | 0 | 0 | 0 | |
| 20 Samaná | 0 | 0 | 0 | 0 | 0.0 | 0.0 | ** | 2 | 0 | 42 | 35 | -17% | 0 | 0 | 0 | 0 | 0 | 0 | 1 | 0 | -1 | 0 | 0 | 0 | 0 |
| 21 San Cristóbal | 1 | 0 | 6 | 4 | 0.7 | 0.4 | -35% | 47 | 24 | 1209 | 1124 | -7% | 0 | 0 | 0 | 0 | 0 | 0 | 0 | 0 | ** | 0 | 0 | 0 | 0 |
| 22 San Juan de la Maguana | 0 | 0 | 1 | 0 | 0.3 | 0.0 | -100% | 3 | 10 | 101 | 107 | 6% | 0 | 0 | 0 | 0 | 0 | 0 | 0 | 0 | ** | 0 | 0 | 0 | 0 |
| 23 San Pedro de Macorís | 0 | 0 | 2 | 3 | 0.4 | 0.6 | 48% | 41 | 3 | 838 | 750 | -11% | 0 | 0 | 0 | 0 | 0 | 0 | 1 | 0 | -1 | 0 | 0 | 0 | 0 |
| 24 Sánchez Ramírez | 0 | 0 | 0 | 0 | 0.0 | 0.0 | ** | 1 | 3 | 79 | 69 | -13% | 0 | 0 | 0 | 0 | 0 | 0 | 1 | 0 | -1 | 0 | 0 | 1 | 0 |
| 25 Santiago | 0 | 0 | 2 | 2 | 0.1 | 0.1 | -1% | 63 | 26 | 1012 | 903 | -11% | 0 | 0 | 0 | 0 | 0 | 1 | 6 | 13 | 1.1667 | 0 | 0 | 2 | 1 |
| 26 Santiago Rodríguez | 0 | 0 | 0 | 0 | 0.0 | 0.0 | ** | 0 | 0 | 2 | 2 | 0% | 0 | 0 | 0 | 0 | 0 | 0 | 1 | ** | 0 | 0 | 0 | 0 | 0 |
| 27 Valverde | 0 | 0 | 0 | 0 | 0.0 | 0.0 | ** | 4 | 2 | 71 | 67 | -6% | 0 | 0 | 0 | 0 | 0 | 0 | 1 | 0 | -1 | 0 | 0 | 1 | 0 |
| 28 Monseñor Nouel | 0 | 0 | 0 | 0 | 0.0 | 0.0 | ** | 4 | 0 | 113 | 102 | -10% | 0 | 0 | 0 | 0 | 0 | 0 | 1 | 1 | 0 | 0 | 0 | 0 | 0 |
| 29 Monte Plata | 0 | 0 | 5 | 0 | 1.7 | 0.0 | -100% | 16 | 6 | 228 | 196 | -14% | 0 | 0 | 0 | 0 | 0 | 0 | 4 | 0 | -1 | 0 | 0 | 0 | 0 |
| 30 Hato mayor | 0 | 0 | 1 | 1 | 0.8 | 0.8 | -1% | 4 | 1 | 69 | 64 | -7% | 0 | 0 | 0 | 0 | 1 | 0 | 2 | 1 | -0.5 | 0 | 0 | 0 | 0 |
| 31 San José de Ocoa | 0 | 0 | 1 | 0 | 1.0 | 0.0 | -100% | 3 | 0 | 90 | 83 | -8% | 0 | 0 | 0 | 0 | 0 | 0 | 2 | 0 | -1 | 0 | 0 | 1 | 0 |
| 32 Santo Domingo | 0 | 0 | 34 | 21 | 1.1 | 0.7 | -39% | 83 | 19 | 1398 | 1179 | -16% | 0 | 0 | 2 | 0 | 0 | 0 | 9 | 2 | -0.778 | 0 | 0 | 1 | 0 |
| Extranjera | | | | | | | | | | | | | | | | | | | | ** | | | | | |
| TOTAL PAÍS | 1 | 1 | 87 | 42 | 0.6 | 0.3 | -52% | 699 | 372 | 13143 | 12330 | -6% | 0 | 0 | 2 | 0 | 2 | 1 | 60 | 29 | -52% | 0 | 0 | 7 | 1 |

Rabia: en esta semana se reportaron 2 casos sospechosos a rabia animal procedentes de Guanito/Comendador, de los cuales en un canino fue confirmado. A la fecha el sistema ha captado 42 casos de rabia animal.

Leptospirosis: en esta semana se notificaron 6 casos sospechosos incluida dos defunciones que corresponden a la semana epidemiológica tres y seis respectivamente. Esta última se trata de un masculino de 26 años, nacional haitiano, residente en Loma de Cabrera, Montecristi.

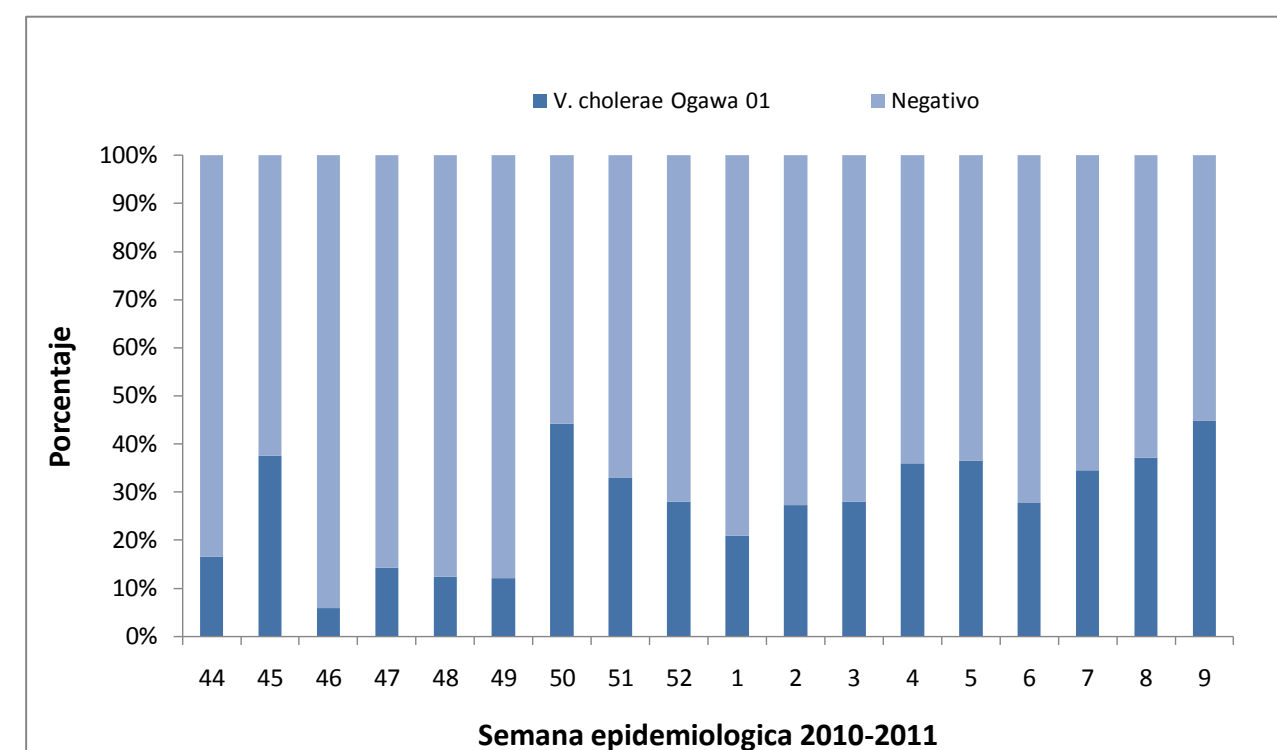
(**) No casos año previo



| ID | Provincia | Cólera | | | | | | | | | |
|----------|------------------------|-----------------------------|-----------------------------|-----------------------------------|-----------------------------|------------|-----------------------------|------------|-----------------------------------|-----------|-------------------------------------|
| | | 2010 | | | 2011 | | | | | | |
| | | Casos sospechosos de cólera | Casos confirmados de cólera | Tasa de Ataque % (casos/100 hab.) | Casos sospechosos de cólera | | Casos confirmados de cólera | | Defunciones confirmadas de cólera | | Municipios con transmisión activa * |
| SE 45-52 | SE 45-52 | | SE 18 | SE 1-18 | SE 18 | SE 1-18 | SE 18 | SE 1-18 | | | |
| 1 | Distrito Nacional | 44 | 1 | 0.000 | 21 | 33 | 9 | 106 | 0 | 2 | 1 |
| 2 | Azua | 21 | 9 | 0.004 | 1 | 1 | 0 | 62 | 0 | 0 | 1 |
| 3 | Baoruco | 21 | 1 | 0.001 | 1 | 3 | 0 | 23 | 0 | 0 | 1 |
| 4 | Barahona | 16 | 0 | 0.000 | 1 | 1 | 0 | 3 | 0 | 0 | 0 |
| 5 | Dajabón | 21 | 7 | 0.010 | 1 | 1 | 0 | 3 | 0 | 0 | 0 |
| 6 | Duarte | 5 | 0 | 0.000 | 0 | 0 | 0 | 2 | 0 | 0 | 0 |
| 7 | Elías Piña | 66 | 53 | 0.073 | 0 | 0 | 0 | 32 | 0 | 0 | 0 |
| 8 | El Seibo | 11 | 0 | 0.000 | 2 | 2 | 0 | 2 | 0 | 0 | 1 |
| 9 | Españat | 23 | 0 | 0.000 | 0 | 0 | 0 | 2 | 0 | 0 | 0 |
| 10 | Independencia | 37 | 16 | 0.029 | 0 | 0 | 0 | 37 | 0 | 0 | 0 |
| 11 | La Altagracia | 20 | 3 | 0.001 | 0 | 2 | 0 | 15 | 1 | 2 | 1 |
| 12 | La Romana | 7 | 0 | 0.000 | 7 | 11 | 0 | 26 | 0 | 3 | 1 |
| 13 | La Vega | 0 | 0 | 0.000 | 0 | 0 | 0 | 2 | 0 | 0 | 0 |
| 14 | María Trinidad Sánchez | 2 | 1 | 0.001 | 0 | 0 | 0 | 2 | 0 | 0 | 0 |
| 15 | Monte Cristi | 10 | 3 | 0.002 | 0 | 0 | 0 | 47 | 0 | 0 | 0 |
| 16 | Pedernales | 9 | 0 | 0.000 | 0 | 0 | 0 | 59 | 0 | 1 | 0 |
| 17 | Peravia | 10 | 0 | 0.000 | 0 | 0 | 0 | 0 | 0 | 0 | 0 |
| 18 | Puerto Plata | 12 | 0 | 0.000 | 2 | 3 | 0 | 9 | 0 | 2 | 1 |
| 19 | Hermanas Mirabal | 7 | 0 | 0.000 | 0 | 0 | 0 | 0 | 0 | 0 | 0 |
| 20 | Samaná | 1 | 0 | 0.000 | 0 | 0 | 0 | 0 | 0 | 0 | 0 |
| 21 | San Cristóbal | 32 | 1 | 0.000 | 3 | 8 | 0 | 25 | 0 | 0 | 0 |
| 22 | San Juan | 61 | 36 | 0.015 | 0 | 2 | 0 | 79 | 0 | 0 | 1 |
| 23 | San Pedro De Macorís | 3 | 0 | 0.000 | 9 | 27 | 3 | 25 | 0 | 0 | 1 |
| 24 | Sánchez Ramírez | 1 | 0 | 0.000 | 0 | 0 | 0 | 1 | 0 | 0 | 0 |
| 25 | Santiago | 109 | 33 | 0.003 | 15 | 16 | 4 | 129 | 0 | 1 | 3 |
| 26 | Santiago Rodríguez | 2 | 0 | 0.000 | 0 | 1 | 0 | 4 | 0 | 0 | 0 |
| 27 | Valverde | 24 | 4 | 0.002 | 1 | 1 | 0 | 34 | 0 | 0 | 0 |
| 28 | Monseñor Nouel | 25 | 1 | 0.001 | 0 | 0 | 0 | 2 | 0 | 0 | 0 |
| 29 | Monte Plata | 9 | 0 | 0.000 | 1 | 2 | 0 | 3 | 0 | 0 | 0 |
| 30 | Hato Mayor | 3 | 0 | 0.000 | 2 | 3 | 0 | 0 | 0 | 0 | 0 |
| 31 | San José De Ocoa | 10 | 0 | 0.000 | 0 | 2 | 0 | 0 | 0 | 0 | 0 |
| 32 | Santo Domingo | 133 | 18 | 0.001 | 14 | 20 | 4 | 65 | 0 | 2 | 3 |
| | Extranjero | 6 | 4 | | | 0 | | 4 | 0 | 0 | 0 |
| | Total | 761 | 191 | 0 | 81 | 139 | 20 | 803 | 1 | 13 | 15 |

*Municipios con transmisión activa se refiere a los que han presentado casos durante las dos últimas semanas.

Tendencia de la positividad de las muestras investigadas por laboratorio. República Dominicana, actualizado hasta el 05/03/2011

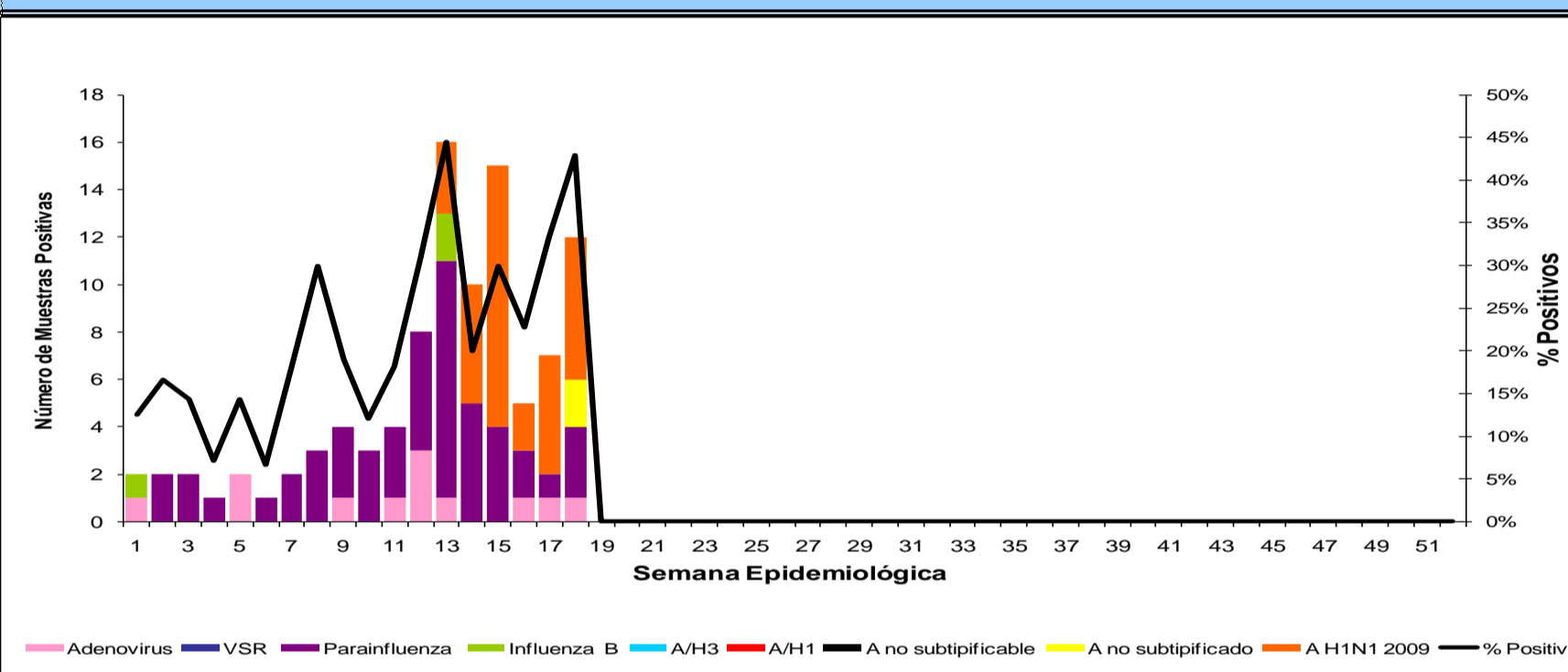
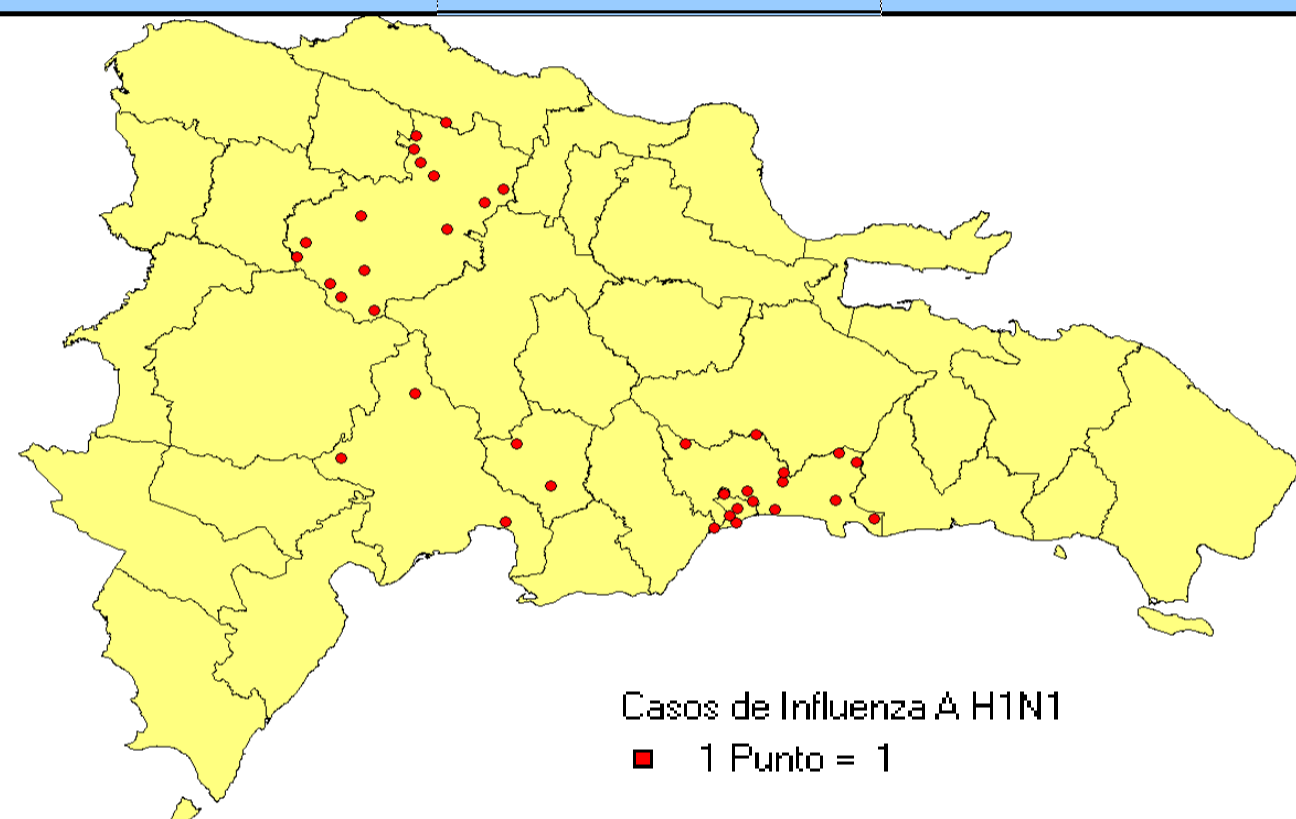


Cólera: en esta semana se identifican 20 casos nuevos, con un 61% de positividad. En las últimas dos semanas se confirma transmisión en 11 provincias y 15 municipios. La distribución por municipios correspondiente a esta semana es la siguiente: **Distrito Nacional:** Área IV (9); **San Pedro de Macorís:** San Pedro de Macorís (3); **Santiago:** Santiago (3), La Canela (1); **Santo Domingo:** Santo Domingo Oeste (1); Santo Domingo Norte (1); Santo Domingo Este (2). Se notifica una defunción sospechosa de cólera en un masculino, dominicano de 85 años de edad residente en La Ciénaga y que inició síntomas el 23/04/2011. De acuerdo a la autopsia social, el paciente fue tratado en el Hospital L. E. Aybar y en el Centro de Otorrinolaringología donde fallece el día 30/04/2011. A la fecha se reportan 14 defunciones.

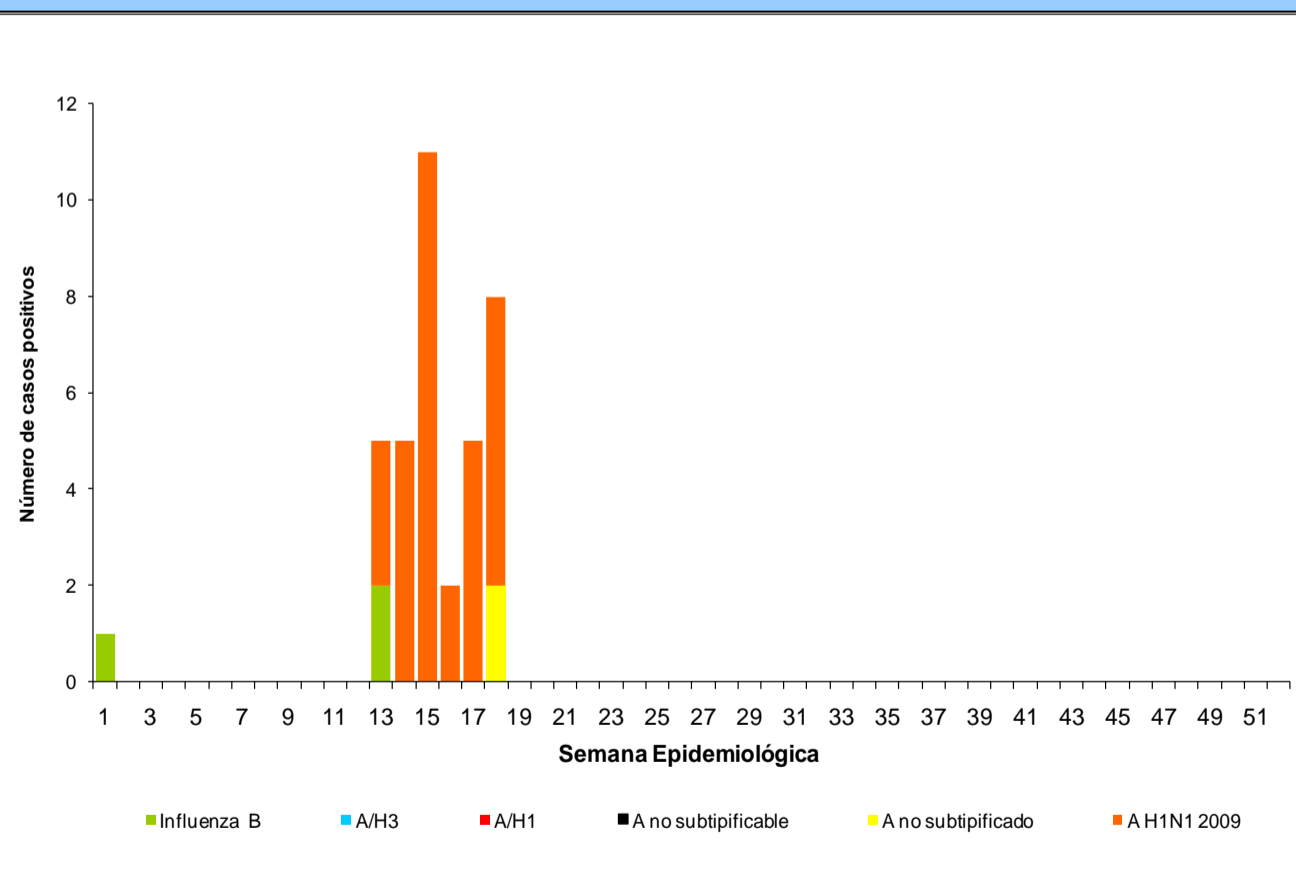


Red programática: Enfermedades Emergentes y Reemergentes, EER
 Responsable: Dirección General de Epidemiología (DIGEPI)
 Programas involucrados: Programa Ampliado de Inmunización y DIGEPI
 Vigilancia Centinela de Influenza y otros virus respiratorios

| Distribución por Provincia de VSR, Parainfluenza y Adenovirus casos acumulados | | | Distribución de virus de influenza y otros virus respiratorios por semana epidemiológica desde 1 hasta | | |
|--------------------------------------------------------------------------------|--------|------|--------------------------------------------------------------------------------------------------------|----|------|
| semanas | 1 a 11 | 2011 | sem - | 18 | 2011 |



Virus de Influenza por semana epidemiológica



Vigilancia Centinela de Influenza

| Puestos Centinelas | Evento | Total muestra | No. positiva algun virus | Negativas |
|-------------------------------------|--------|---------------|--------------------------|-----------|
| Hospital Robert Reid Cabral | IRAG | 1 | 1 | |
| Hospital José María Cabral y Báez | IRAG | 3 | 1 | 2 |
| Hospital Municipal Ens. Libertad | IRAG | | | |
| Clínica Periférica Los Ciruelitos | ETI | 1 | | 1 |
| Clínica Periférica Ens Bermúdez | ETI | | | |
| Hospital Regional Taiwán | ETI | | | |
| Hospital Provincial Ricardo Limardo | ETI | | | |
| Hospital Provincial Antonio Musa | ETI | 10 | 1 | 9 |
| Hospital Municipal Jamao al Norte | ETI | | | |
| Hospital Luis E. Aibar | ETI | 8 | 5 | 3 |
| Otros | ETI | 7 | 5 | 2 |

En esta semana se han estudiado 30 casos de gripe, el 43% (13 casos) resultaron positivos a virus respiratorios, un (1) adenovirus, cuatro (4) Para Influenza, dos Influenza no tipificada y seis (6) Influenza A/H1N1-2009 residentes en: Distrito Nacional y Santo Domingo, los casos de H1N1-2009 detectado en esta semana ocurrieron entre estudiantes de la academia de la Marina de Guerra todos masculinos entre las edades de 20 y 22 años que cursaron con sintomatología leve y que evolucionaron favorablemente.



Red Programática: Prevención y control de la mortalidad y morbilidad materna y de la niñez

Responsable: Dirección General de Epidemiología

Programas involucrados: Dirección General Maternoinfantil

| Muertes Maternas probables notificadas a la semana por provincia de residencia | | | | | | Muertes infantiles notificadas a la semana por provincia de residencia | | | | |
|--------------------------------------------------------------------------------|------------|------------|------------|-----------------------|-----------------|------------------------------------------------------------------------|-------------|------------|-----------------------|-----------------|
| Provincias | 2010 | 2010 | 2011 | Acumulado al mes 2011 | Var. % de casos | 2010 | 2010 | 2011 | Acumulado al mes 2011 | Var. % de casos |
| | | Semana 1 a | Semana 1 a | | | | Semana 1 a | Semana 1 a | | |
| | | 18 | 18 | Mayo | | | 18 | 18 | Mayo | |
| 01 Distrito Nacional | 18 | 4 | 5 | 1 | 25% | 279 | 110 | 46 | 1 | -58% |
| 02 Azua | 6 | 1 | 0 | 0 | -100% | 75 | 28 | 4 | 0 | -86% |
| 03 Bahoruco | 3 | 0 | 0 | 0 | ** | 11 | 1 | 2 | 0 | 100% |
| 04 Barahona | 3 | 1 | 0 | 0 | -100% | 46 | 7 | 8 | 0 | 14% |
| 05 Dajabón | 2 | 0 | 1 | 0 | ** | 22 | 6 | 3 | 0 | -50% |
| 06 Duarte | 7 | 1 | 2 | 1 | 100% | 98 | 34 | 11 | 0 | -68% |
| 07 Elías Piña | 4 | 1 | 1 | 0 | 0% | 8 | 3 | 5 | 0 | 67% |
| 08 El Seibo | 4 | 2 | 0 | 0 | -100% | 9 | 4 | 0 | 0 | -100% |
| 09 Espaillat | 1 | 1 | 1 | 0 | 0% | 66 | 28 | 13 | 0 | -54% |
| 10 Independencia | 1 | 0 | 0 | 0 | ** | 11 | 1 | 1 | 0 | 0% |
| 11 La Altagracia | 6 | 2 | 2 | 1 | 0% | 61 | 23 | 22 | 1 | -4% |
| 12 La Romana | 9 | 4 | 1 | 0 | -75% | 34 | 13 | 8 | 0 | -38% |
| 13 La Vega | 6 | 2 | 0 | 0 | -100% | 103 | 38 | 26 | 1 | -32% |
| 14 María Trinidad Sánchez | 1 | 0 | 0 | 0 | ** | 29 | 11 | 16 | 1 | 45% |
| 15 Monte Cristi | 3 | 1 | 1 | 0 | 0% | 53 | 15 | 11 | 0 | -27% |
| 16 Pedernales | 1 | 0 | 0 | 0 | ** | 3 | 2 | 1 | 0 | -50% |
| 17 Peravia | 3 | 1 | 0 | 0 | -100% | 69 | 23 | 17 | 0 | -26% |
| 18 Puerto Plata | 6 | 2 | 1 | 0 | -50% | 76 | 34 | 17 | 0 | -50% |
| 19 Hermanas Mirabal | 2 | 1 | 0 | 0 | -100% | 30 | 12 | 3 | 0 | -75% |
| 20 Samaná | 5 | 3 | 0 | 0 | -100% | 28 | 10 | 6 | 0 | -40% |
| 21 San Cristóbal | 9 | 4 | 3 | 1 | -25% | 216 | 70 | 57 | 1 | -19% |
| 22 San Juan de la Maguana | 6 | 1 | 0 | 0 | -100% | 54 | 31 | 1 | 0 | -97% |
| 23 San Pedro de Macorís | 6 | 1 | 3 | 0 | 200% | 148 | 47 | 29 | 1 | -38% |
| 24 Sánchez Ramírez | 3 | 2 | 0 | 0 | -100% | 49 | 17 | 10 | 0 | -41% |
| 25 Santiago | 17 | 6 | 5 | 0 | -17% | 473 | 174 | 127 | 0 | -27% |
| 26 Santiago. Rodríguez | 0 | 0 | 0 | 0 | ** | 11 | 7 | 6 | 0 | -14% |
| 27 Valverde | 5 | 1 | 1 | 0 | 0% | 71 | 24 | 16 | 1 | -33% |
| 28 Monseñor Nouel | 4 | 1 | 1 | 0 | 0% | 49 | 18 | 11 | 0 | -39% |
| 29 Monte Plata | 2 | 0 | 2 | 0 | ** | 74 | 27 | 12 | 0 | -56% |
| 30 Hato mayor | 2 | 0 | 1 | 0 | ** | 21 | 7 | 5 | 0 | -29% |
| 31 San José de Ocoa | 0 | 0 | 0 | 0 | ** | 9 | 2 | 3 | 0 | 50% |
| 32 Santo Domingo | 48 | 19 | 10 | 1 | -47% | 834 | 287 | 127 | 5 | -56% |
| No reporta provincia de residencia | 2 | 2 | 0 | 0 | -100% | 261 | 53 | 28 | 0 | -47% |
| Total defunciones residentes | 195 | 64 | 41 | 5 | -36% | 3381 | 1167 | 652 | 12 | -44% |
| Extranjera | 5 | 4 | 0 | 0 | -100% | 31 | 18 | 5 | 1 | -72% |
| TOTAL PAÍS | 200 | 68 | 41 | 5 | -40% | 3412 | 1185 | 657 | 13 | -45% |

Mortalidad Materna MM: en esta semana se notificó un (1) caso probable de muerte materna, para un acumulado de 41 MM en lo que va del año, lo que representa una disminución de 40 % en comparación con el mismo período para el año anterior.

Mortalidad Infantil MI: en la semana se notificaron 65 MI, ocurridas en 12 centros de salud. El acumulado al año es de 657 defunciones y el 77% (507) de las mismas son neonatales. Con una subnotificación de 45%, en relación al mismo período del 2010.

| Hospital de ocurrencia | Edad | Periodo | Causa | Municipio y provincia de residencia |
|-------------------------|---------|------------|----------------------------------------------|-------------------------------------|
| Centro Medico Bournigal | 37 años | Embarazada | C.I.D.(Coagulación Intravascular Diseminada) | Puerto Plata/Puerto Plata |

